

FIG 1
S2SDX MATED WITH T2M-D-TH

TABLE 1	
T2M-D LEAD STYLE	WIPE
-TH	0.58 [.023]

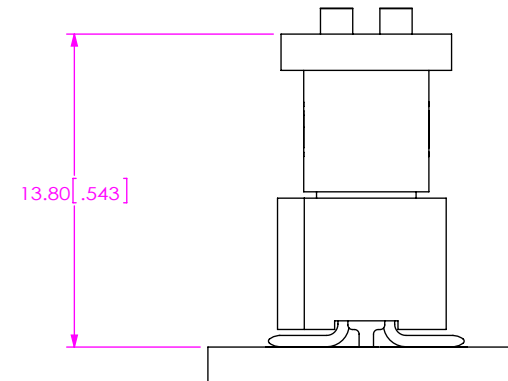


FIG 2
S2SDX MATED WITH T2M-D-SM

TABLE 2	
T2M-D LEAD STYLE	WIPE
-SM	0.58 [.023]

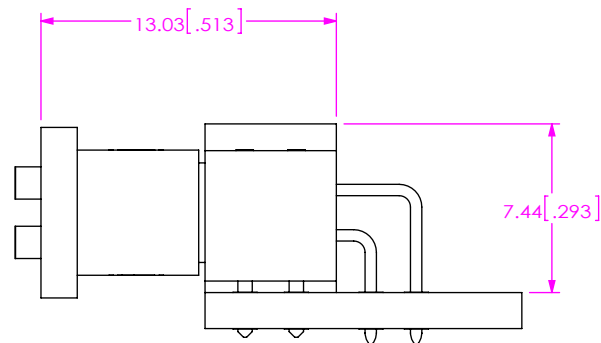


FIG 3
S2SDX MATED WITH T2M-D-RA

TABLE 3	
T2M-D LEAD STYLE	WIPE
-RA	0.58 [.023]

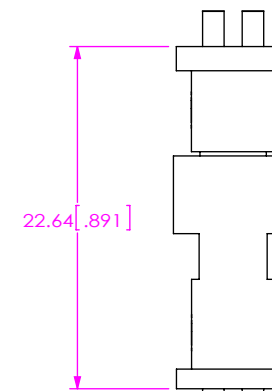


FIG 4
S2SDX MATED WITH T2SDX

TABLE 4	
T2SDX LEAD STYLE	WIPE
	1.16 [.046]

- B**
- NOTES:
1. ALL DIMENSIONS BASED ON NOMINAL VALUES FOR SAMTEC RECOMMENDED PCB LAYOUTS.
 2. NOTE DELETED.

• PROPRIETARY NOTE •
THIS DOCUMENT CONTAINS CONFIDENTIAL AND PROPRIETARY INFORMATION AND ALL DESIGN, MANUFACTURING, REPRODUCTION, USE, PATENT RIGHTS AND SALES RIGHTS ARE EXPRESSLY RESERVED BY SAMTEC, INC. THIS DOCUMENT SHALL NOT BE DISCLOSED, IN WHOLE OR PART, TO ANY UNAUTHORIZED PERSON OR ENTITY NOR REPRODUCED, TRANSFERRED OR INCORPORATED IN ANY OTHER PROJECT IN ANY MANNER WITHOUT THE EXPRESS WRITTEN CONSENT OF SAMTEC, INC.

samtec

520 PARK EAST BLVD, NEW ALBANY, IN 47150
PHONE: 812-944-6733 FAX: 812-948-5047
e-Mail info@SAMTEC.com code 55322