

DO NOT SCALE FROM THIS PRINT

TABLE 1 [F]		
ITEM	COMPONENT	-H
1	HEX NUT	SMA-NUT-001-F
2	LOCK WASHER	SMA-LWAS-001-F
3	GASKET	SMA-GKT-002
4	SUB ASSEMBLY	SUB-SMA-J-C-F-ST-SB3
5	PIN	SMA-PIN-006-H
6	INSULATOR	SMA-INS-017
7	CABLE BODY	SMA-J-C-F-ST-BH4-CBDY

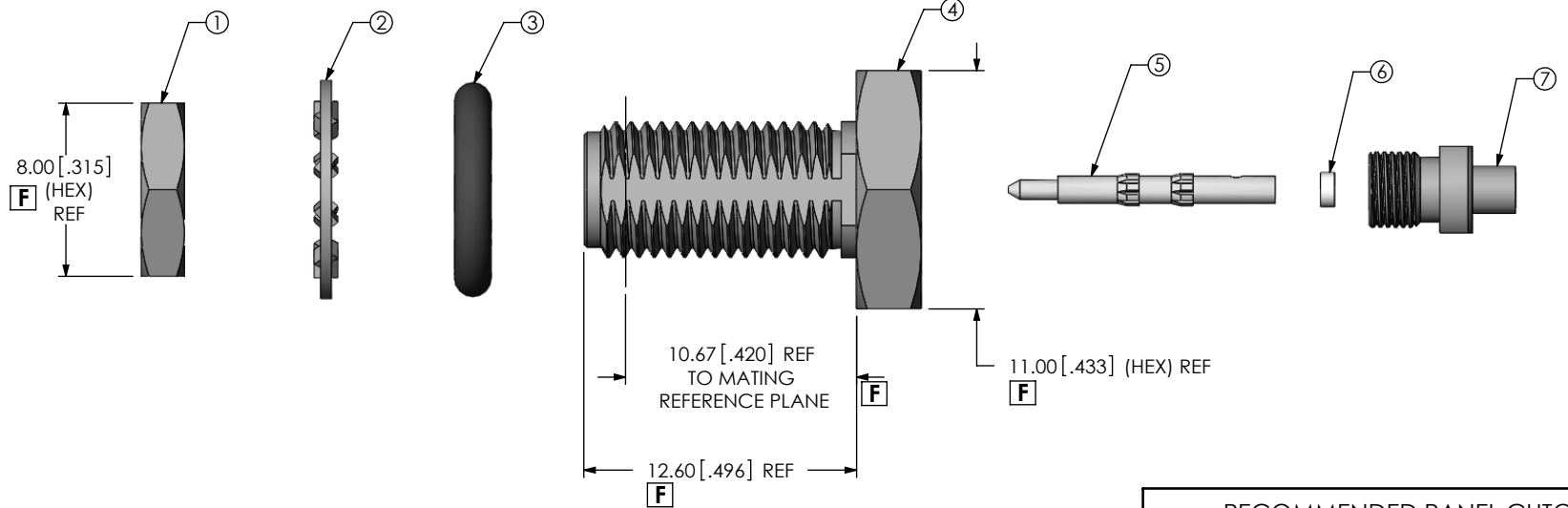
GENDER  
-J: JACK

TYPE  
-C: CABLE

TERMINATION  
-SR4: SEALED REVERSE POLARITY BULKHEAD (MH113)

ORIENTATION  
-ST: STRAIGHT

PLATING SPECIFICATION [F]  
-H: 30μ" GOLD CENTER CONTACT, 3μ" GOLD OUTER CONTACT (SEE TABLE 1)

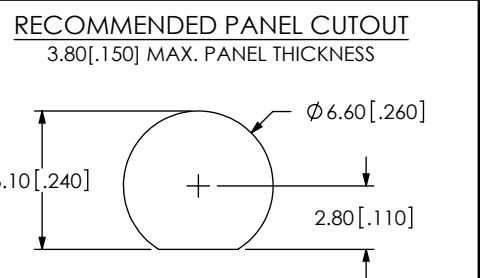


NOTES: [F]

- 1. Ⓢ REPRESENTS A CRITICAL DIMENSION.
- 2. NOTE DELETED.
- 3. NOTE DELETED.
- 4. NOTE DELETED.
- 5. PRODUCT TO BE PACKAGED PER PACKAGING STANDARD CO-HD-WI-3040-M.
- 6. NOTE DELETED.
- 7. NOTE DELETED.
- 8. NOTE DELETED.

UNLESS OTHERWISE SPECIFIED, DIMENSIONS ARE IN MILLIMETERS [INCHES]. TOLERANCES ARE:  
 DECIMALS ANGLES [F]  
 .X: ±0.3 [.01] 5°  
 .XX: ±0.13 [.005]  
 .XXX: ±0.051 [.0020]

**PROPRIETARY NOTE**  
 THIS DOCUMENT CONTAINS INFORMATION CONFIDENTIAL AND PROPRIETARY TO SAMTEC, INC. AND SHALL NOT BE REPRODUCED OR TRANSFERRED TO OTHER DOCUMENTS OR DISCLOSED TO OTHERS OR USED FOR ANY PURPOSE OTHER THAN THAT WHICH IT WAS OBTAINED WITHOUT THE EXPRESSED WRITTEN CONSENT OF SAMTEC, INC.

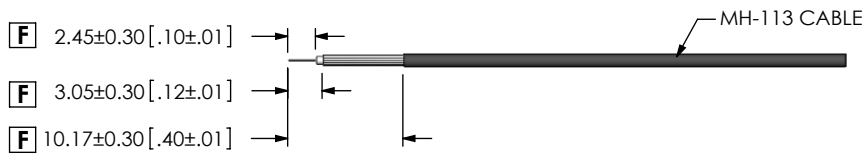


520 PARK EAST BLVD, NEW ALBANY, IN 47150  
 PHONE: 812-944-6733 FAX: 812-948-5047  
 e-Mail: info@SAMTEC.com code 55322

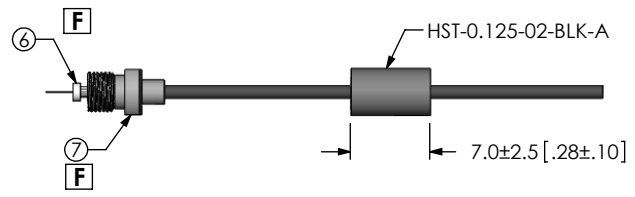
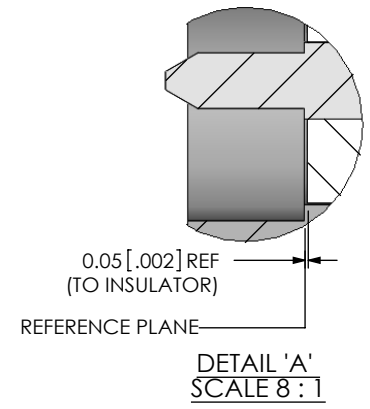
**MATERIAL:** DO NOT SCALE DRAWING SHEET SCALE: 1:0.333333  
 SHELL, FERRULE, NUT, WASHER: BRASS  
 CONTACT: BRASS  
 DIELECTRIC: PTFE  
 GASKET: SILICON

DESCRIPTION:  
 SMA STR JACK S REV POLARITY BULKHEAD, MH113- 50 OHM  
 DWG. NO. **SMA-J-C-X-ST-SR4**

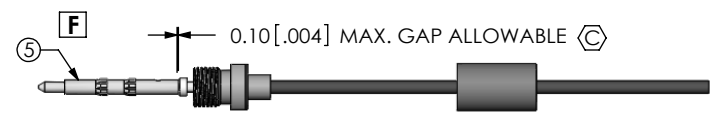
REVISION F



**F** IN PROCESS 1  
STRIP AND TIN INNER  
CONDUCTOR

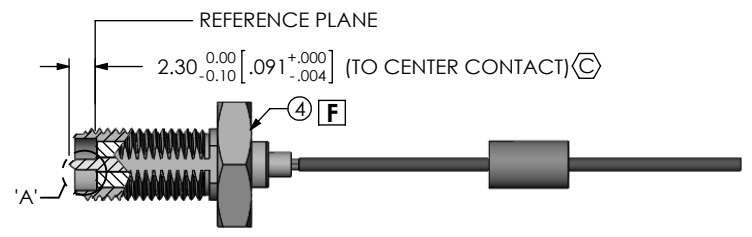


**F** IN PROCESS 2  
ADD HEAT SHRINK TUBE,  
REAR THREADED BODY,  
AND INSULATOR

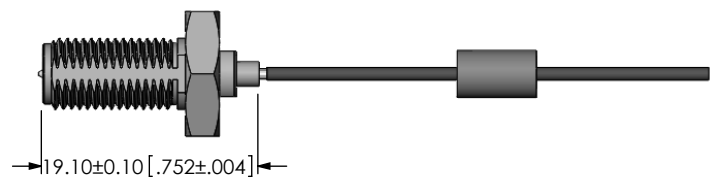


**F** IN PROCESS 3  
SOLDER SIGNAL PIN AND  
APPLY LOCTITE 680 TO THREADS

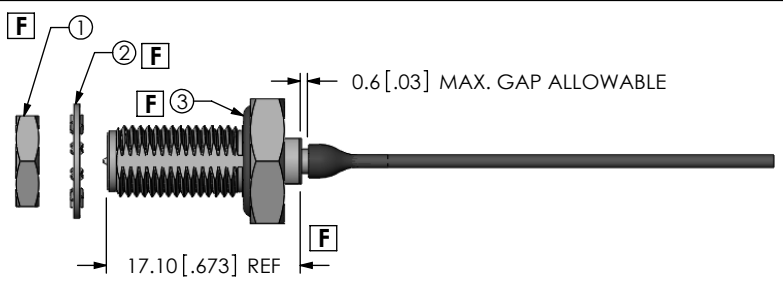
**F**



**F** IN PROCESS 4  
ADD SUB ASSEMBLY  
& TIGHTEN REAR-THREADED  
BODY TO 10 IN-LBS



**F** IN PROCESS 5  
SOLDER SHIELD



**F** IN PROCESS 6  
APPLY HEAT SHRINK TUBING  
& ADD GASKET

F:\DWG\MISC\MKTG\SMA-J-C-X-ST-SR4-MKT.SLDRW

**PROPRIETARY NOTE**  
THIS DOCUMENT CONTAINS INFORMATION  
CONFIDENTIAL AND PROPRIETARY TO  
SAMTEC, INC. AND SHALL NOT BE REPRODUCED  
OR TRANSFERRED TO OTHER DOCUMENTS OR  
DISCLOSED TO OTHERS OR USED FOR ANY  
PURPOSE OTHER THAN THAT WHICH IT WAS  
OBTAINED WITHOUT THE EXPRESSED WRITTEN  
CONSENT OF SAMTEC, INC.

DO NOT SCALE DRAWING  
SHEET SCALE: 3:2



520 PARK EAST BLVD, NEW ALBANY, IN 47150  
PHONE: 812-944-6733 FAX: 812-948-5047  
e-Mail: info@SAMTEC.com code 55322

DESCRIPTION:  
SMA STR JACK S REV POLARITY BULKHEAD, MH113-50 OHM

DWG. NO. SMA-J-C-X-ST-SR4

BY: R MUSSER 04/21/2009 SHEET 2 OF 2