

DIMENSIONS ARE IN INCHES		UNLESS OTHERWISE NOTED	TOLERANCES ARE:
ONE PLACE DECIMALS ±.1	THREE PLACE DECIMALS ± .005	ANGLES ± 5°	
TWO PLACE DECIMALS ±.01	FOUR PLACE DECIMALS ± .002		

TITLE:
2mm QUAD ROW
SHROUDED
TERMINAL ASM

DWG NO:
TMMS-1XX-XX-XX-Q-XX-XX
SHEET 2 OF 2

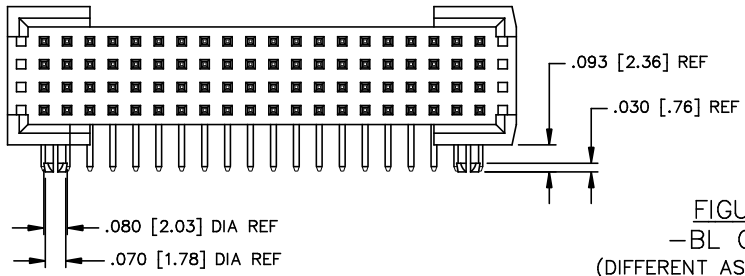
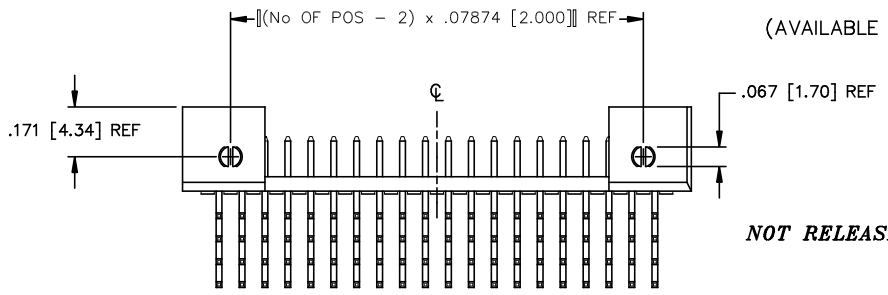


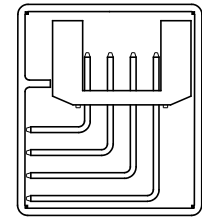
FIGURE 3
-BL OPTION
(DIFFERENT AS SHOWN, OTHERWISE SAME AS FIG. 1)
(AVAILABLE ONLY WITH -RA OPTION)



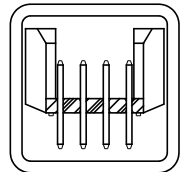
NOT RELEASED FOR PRODUCTION

PACKAGING TABLE		
OPTIONS	TUBE	PLUG
NONE (-TH)	PT-1-24-01-08	TP-13
-RA	PT-1-24-01-91	TP-28

PACKAGING VIEWS



PT-1-24-01-91



PT-1-24-01-08

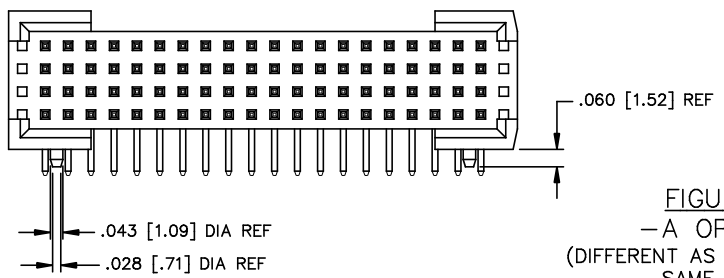
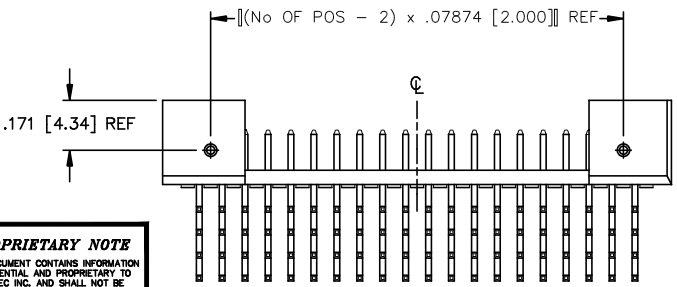


FIGURE 4
-A OPTION
(DIFFERENT AS SHOWN, OTHERWISE SAME AS FIG. 1)
(AVAILABLE ONLY WITH -RA OPTION)



NOT RELEASED FOR PRODUCTION

PROPRIETARY NOTE
THIS DOCUMENT CONTAINS INFORMATION CONFIDENTIAL AND PROPRIETARY TO SAMTEC INC. AND SHALL NOT BE REPRODUCED OR TRANSFERRED TO OTHER DOCUMENTS OR DISCLOSED TO OTHERS OR USED FOR ANY PURPOSE OTHER THAN THAT FOR WHICH IT WAS OBTAINED WITHOUT THE EXPRESSED WRITTEN CONSENT OF SAMTEC INC.

MISC\MKTG
TMMS-1XX-XX-XX-Q-XX-XX-MKT2

samtec

520 PARK EAST BLVD. NEW ALBANY, INDIANA 47150
PHONE (812) 944-6733 P.O. BOX 1147
CODE 55322

MADE BY: BRATCHER 6-18-98	TMMS-1XX-XX-XX-Q-XX-XX SHEET 2 OF 2
------------------------------	--