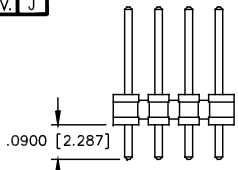
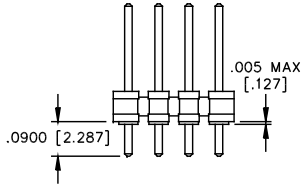


REV. J

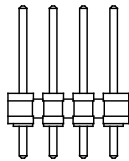


IN PROCESS 1



IN PROCESS 2

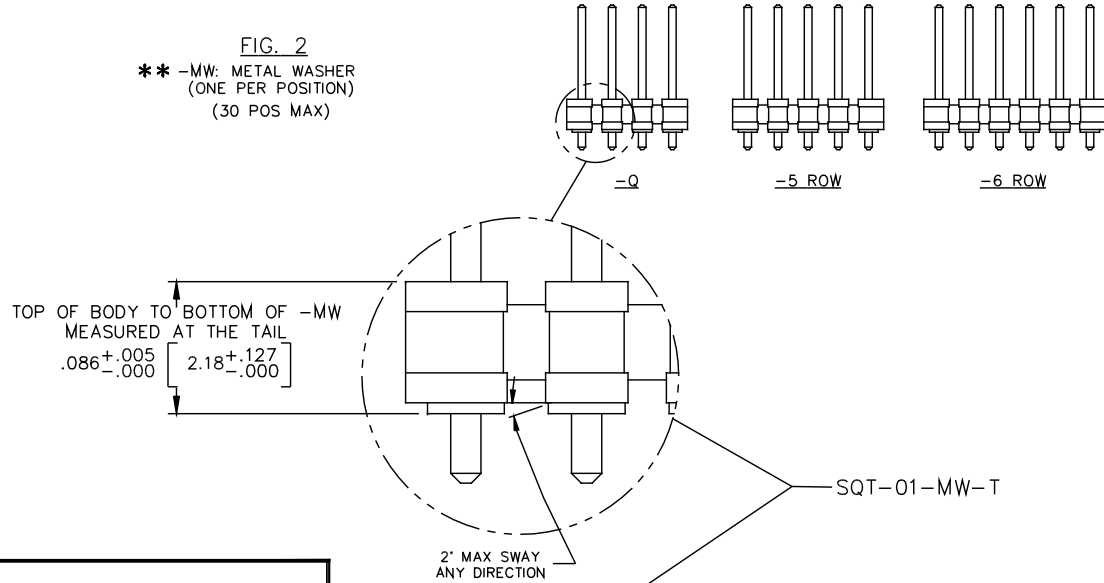
RE-PRESS TO DESIRED TAIL.



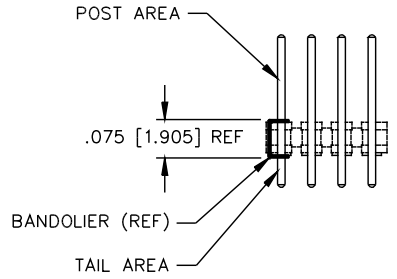
IN PROCESS 3

DIMENSIONS ARE IN INCHES		UNLESS OTHERWISE NOTED		TOLERANCES ARE:		TITLE:	DWG NO:
ONE PLACE DECIMALS ±.1[2.5]	THREE PLACE DECIMALS ±.005[.13]	ANGLES	± 2°		2mm x 2mm	YTT-1XX-XX-X-X-XXX	
TWO PLACE DECIMALS ±.01[.3]	FOUR PLACE DECIMALS ±.0020[.051]			TERMINAL STRIP ASSEMBLY	SHEET 2 OF 2		

FIG. 2
 ** -MW: METAL WASHER
 (ONE PER POSITION)
 (30 POS MAX)



IN PROCESS 4
 (-T PLATING ONLY)



LEAD STYLE	NUMBER OF BAND MARKS ALLOWED IN THE POST AREA
*-01	0
*-04	0

C3 (SEE NOTE 9)
 (SEE TABLE 3)

**** - MW OPTION, DO NOT DESIGN IN. SAMTEC WILL ONLY SUPPORT EXISTING BUSINESS 2/06/02.**

PROPRIETARY NOTE
 THIS DOCUMENT CONTAINS INFORMATION CONFIDENTIAL AND PROPRIETARY TO SAMTEC INC. AND SHALL NOT BE REPRODUCED OR TRANSFERRED TO OTHER DOCUMENTS OR DISCLOSED TO OTHERS OR USED FOR ANY PURPOSE OTHER THAN THAT FOR WHICH IT WAS OBTAINED WITHOUT THE EXPRESSED WRITTEN CONSENT OF SAMTEC INC.

PLOT SCALE: .25 / DIMSCALE: .25

samtec
 520 PARK EAST BLVD. NEW ALBANY, INDIANA 47150
 PHONE (812) 944-6733 P.O. BOX 1147
 CODE 55322

MADE BY: COREYR 07/27/00

YTT-1XX-XX-X-X-XXX
 SHEET 2 OF 2