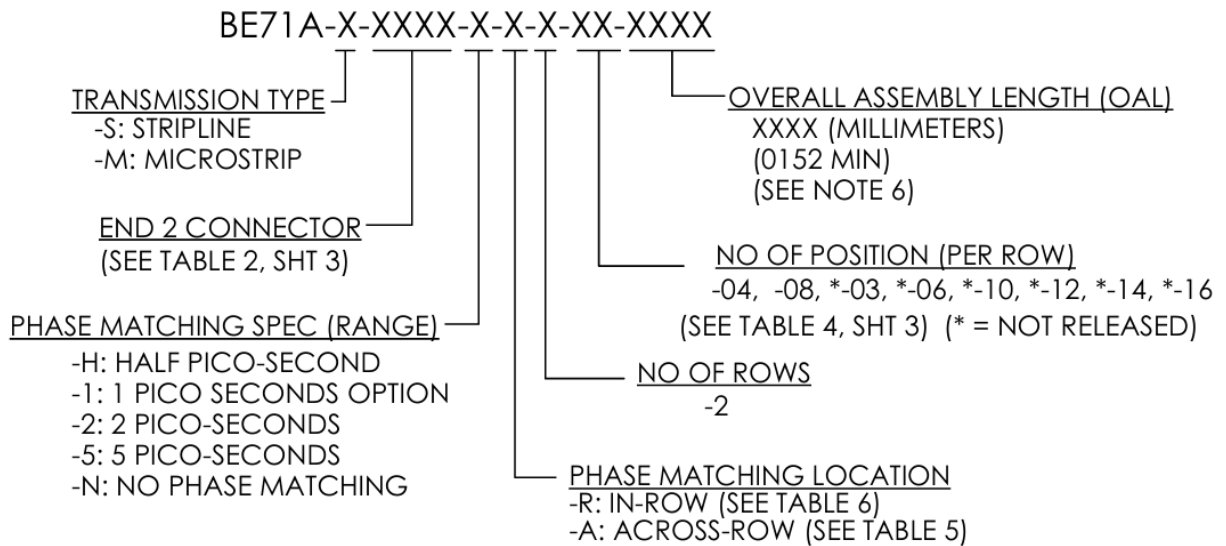



Series: BE71A, Compression Mount, Ganged Cable Assembly



Series: BE71A, Compression Mount, Ganged Cable Assembly

**MATERIAL AND FINISHES**

	Material	Finish
Mounting Screws	Stainless Steel	Passivated
PCB Nuts	Brass	3μ" Gold over Nickel
Housing	Brass	1μ" Gold over Nickel
Compression Pogo Connector	Brass	10μ" Gold over Nickel

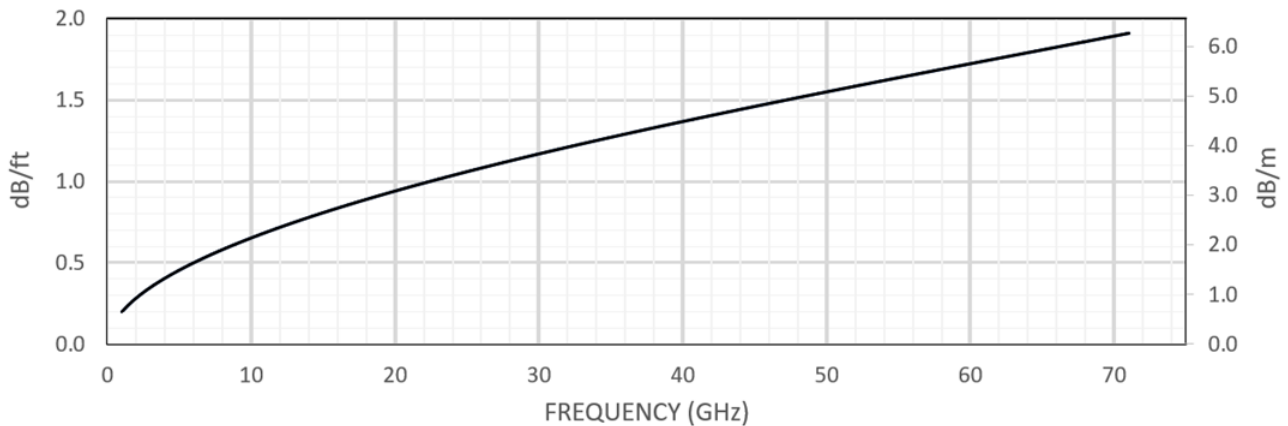
**ELECTRICAL DATA**

Impedance	50 Ohm
Frequency Range	DC to 67 GHz
Velocity of Propagation	76.5%
Capacitance	26. pF/ft
Time Delay	1.33 ns/ft
VSWR <sup>1</sup>	DC to 40 GHz: 1.2 Max 40 GHz to 67: 1.9 Max
Insertion Loss <sup>2</sup>	See Graph

<sup>1</sup>Including 20mm Stripline + BOR + 12" BE71 Cable

<sup>2</sup>Not including connector losses. Connector losses can be approximated as 0.045x√F(GHz) dB/connector.

**MAXIMUM INSERTION LOSS @ T=25°C<sup>9</sup>**



$$IL_{dB/ft} = \frac{19.8167 \times \sqrt{F_{GHz}} + 0.2771 \times F_{GHz} + 0.000000172 \times F_{GHz}^4}{100}$$

**Series:** [BE71A, Compression Mount, Ganged Cable Assembly](#)

### MECHANICAL DATA

Mating Cycles	1000 cycles
Outer Diameter (cable only)	2.46 mm (0.097 inch)
Minimum Bend Radius (Static)	3.18 mm (0.125 inch)
Minimum Connector Retention	3.63 kg (8 lbs.)

### ENVIRONMENTAL DATA

Temperature Range	-65 to 125°C
Thermal Shock	EIA-364-32, -55 to +85°C, 100 Cycles
Thermal Aging	EIA-364-17, 105°C, 250 Hours
Humidity	EIA-364-31, 25 to 65°C, 90%-95% Relative Humidity, 240 Hours

### CONNECTOR OPTIONS

End Option	Description	Drawing
18SP	1.85mm Plug	<a href="#">PRF18-P-C-EP-071B-SS-2</a>
18BJ	1.85mm Bulkhead Jack	<a href="#">PRF18-J-C-EP-071B-BS-X</a>
92SP	2.92mm Plug	<a href="#">PRF92-P-C-EP-071B-SS</a>

### REFERENCED DOCUMENTS

Description	No Of Rows	Drawing
Cable Assembly	Double Row	<a href="#">BE71A-X-XXXX-X-X-X-XX-XXXX</a>
Recommended Footprint	Double Row	<a href="#">BE71A-S-XXXX-X-X-XX-XXXX-FOOTPRINT</a> <a href="#">BE71A-M-XXXX-X-X-XX-XXXX-FOOTPRINT</a>
Replacement Block	Double Row	<a href="#">BE71B-J-X-X-XX</a>
Replacement Cable	Double/Single Row	<a href="#">BE71C-X-XXXX-X-XX-XXXX</a>

### USE OF PRODUCT SPECIFICATION SHEET

This Product Specification Sheet (“PSS”) is a brief summary of information related to the Product identified. As a summary, it should only be used for the limited purpose of considering the purchase/use of Product. This PSS is the property of Samtec, Inc. (“Samtec”) and contains proprietary information of Samtec, our various licensors, or both. Samtec does not grant express or implied rights or license under any patent, copyright, trademark or other proprietary rights and the use of the PSS for building, reverse engineering or replication is strictly prohibited. By using the PSS, the user agrees to not infringe, directly or indirectly, upon any intellectual property rights of Samtec and acknowledges that Samtec, our various licensors, or both own all intellectual property therein. The PSS is presented “AS IS”. While Samtec makes every effort to present excellent information, the PSS is only provided as a guideline and does not, therefore, warrant it is without error or defect or that the PSS contains all necessary and/or relevant information about the Product. The user agrees that all access and use of the PSS is at its own risk. **NO WARRANTIES EXPRESSED OR IMPLIED, INCLUDING ANY WARRANTY OF MERCHANTABILITY, FITNESS FOR A PARTICULAR PURPOSE OR OF ANY KIND WHATSOEVER ARE PROVIDED**