


Series: RFC8T, Cable Assembly for Belden 4855R, 75 Ω



RFC8T-XXXXX-XXXXX-XXXX

CABLE CALLOUT

C8T: BELDEN 4855R CABLE

END 1 CONNECTOR

-H4SP3: HDBNC PLUG
-78SP4: DIN 1.0/2.3 PLUG

END 2 CONNECTOR

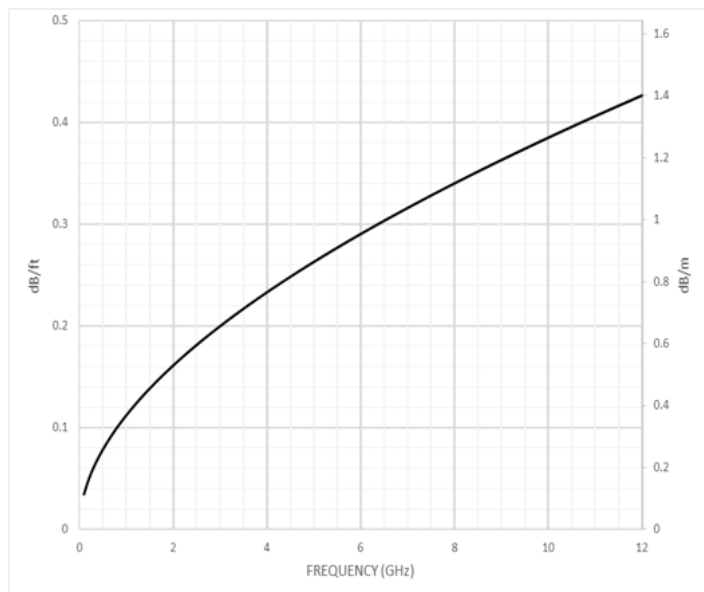
-H4SP3: HDBNC PLUG
-78SP4: DIN 1.0/2.3 PLUG
-SING: SINGLE ENDED
-XXXX: STRIPPED & TINNED

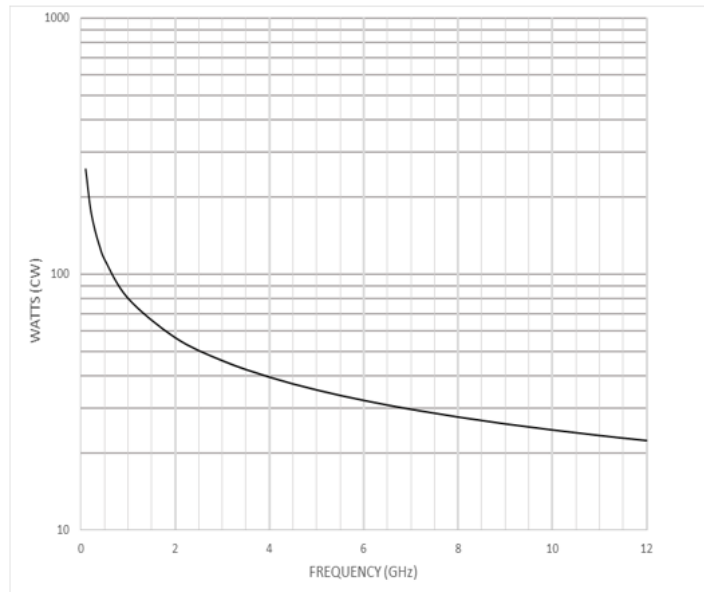
OVERALL ASSEMBLY LENGTH (OAL)
XXXX (MILLIMETERS) (0300 MIN)

Series: RFC8T, Cable Assembly for Belden 4855R, 75 Ω

ELECTRICAL DATA

Impedance	75 Ω
Frequency Range	DC to 12 GHz
Velocity of Propagation	82%
Capacitance	53.5 pF/meter
Time Delay	4.07 ns/meter
Return Loss	DC to 1.485 GHz: -20 dB typ 1.485 GHz to 9 GHz: -15dB typ 9 GHz to 12 GHz: -5dB typ
Dielectric Withstanding Voltage	78SPx: 750 Vrms Min
	H4SPx: 1000 Vrms Min
Working Voltage	250 Vrms
Contact Resistance (LLCR)	Δ 15 mΩ Max
Insertion Loss	<i>See Graph</i>
Power Handling	<i>See Graph</i>

MAXIMUM INSERTION LOSS @ T=25°C¹

¹Not including connector losses. Connector losses can be approximated as $0.045 \times \sqrt{f(\text{GHz})}$ dB/connector.

TYPICAL POWER HANDLING @ T=25°C²

²Guideline, only. Actual power handling performance depends on mounting and cooling.



Series: RFC8T, Cable Assembly for Belden 4855R, 75 Ω

MECHANICAL DATA

Outer Diameter (cable only)	4.04mm [0.159"]
Mass	25.3 g/m [.017 lb/ft]
Minimum Bend Radius	40.64mm [1.6"]
Minimum Connector Retention	18.14kg [40 lbs]

ENVIRONMENTAL DATA

Temperature Range	-55 to +85°C
Thermal Shock	EIA-364-32, -55°C to +85°C, 100 cycles

CONNECTOR OPTIONS

End Option	Description	Drawing
H4SPx	HDBNC Straight Plug	HDBNC-P-C-XX-ST-CA8X Drawing
78SPx	DIN 1.0/2.3 Straight Plug	DIN7A-PP-C-XX-ST-CA8 Drawing

ADDITIONAL INFORMATION

Cable Type	Drawing
Cable Assembly	RFX8T Drawing

USE OF PRODUCT SPECIFICATION SHEET

This Product Specification Sheet ("PSS") is a brief summary of information related to the Product identified. As a summary, it should only be used for the limited purpose of considering the purchase/use of Product. This PSS is the property of Samtec, Inc. ("Samtec") and contains proprietary information of Samtec, our various licensors, or both. Samtec does not grant express or implied rights or license under any patent, copyright, trademark or other proprietary rights and the use of the PSS for building, reverse engineering or replication is strictly prohibited. By using the PSS, the user agrees to not infringe, directly or indirectly, upon any intellectual property rights of Samtec and acknowledges that Samtec, our various licensors, or both own all intellectual property therein. The PSS is presented "AS IS". While Samtec makes every effort to present excellent information, the PSS is only provided as a guideline and does not, therefore, warrant it is without error or defect or that the PSS contains all necessary and/or relevant information about the Product. The user agrees that all access and use of the PSS is at its own risk. **NO WARRANTIES EXPRESSED OR IMPLIED, INCLUDING ANY WARRANTY OF MERCHANTABILITY, FITNESS FOR A PARTICULAR PURPOSE OR OF ANY KIND WHATSOEVER ARE PROVIDED**