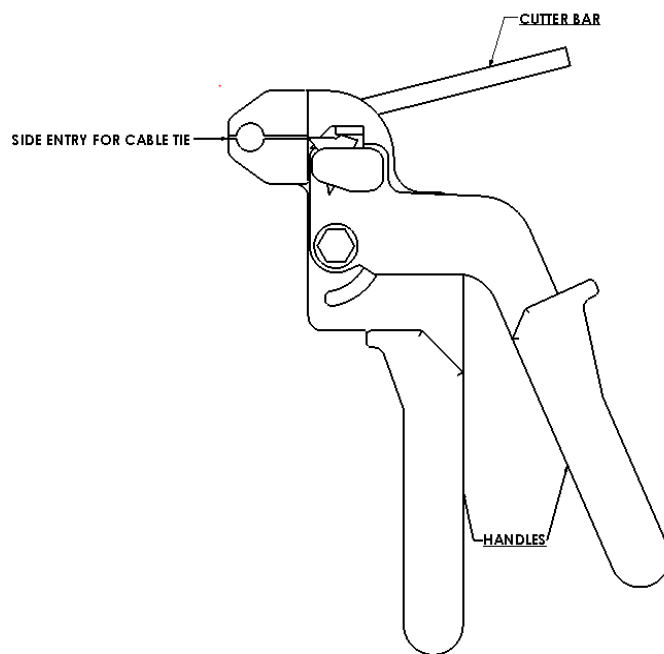
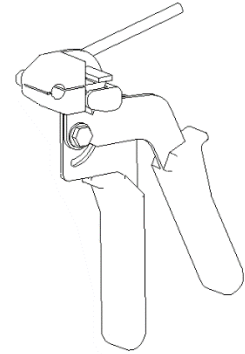


Introduction

Banding Hand Tool CAT-HT-B1SD-01 was designed to fasten and cut MBCT-01 onto URSA|B1SD EMI Shielded Diecast Assemblies

This tool should only be used for the applications specified on this document.



Banding Procedure

1. After looping the cable tie through its buckle, secure the cable tie through the side entry of the tool.
2. Squeeze the handles as many times as necessary to tighten the tie to the desired tension
3. After fitting cable tie to diecast housing, allow for 4.0mm+/-1.0mm in extra length for termination.

Maintain final handle pressure and rotate cutter bar up, until excess cut-off tail.

4. Bend the excess cable tie over the buckle for termination.

1



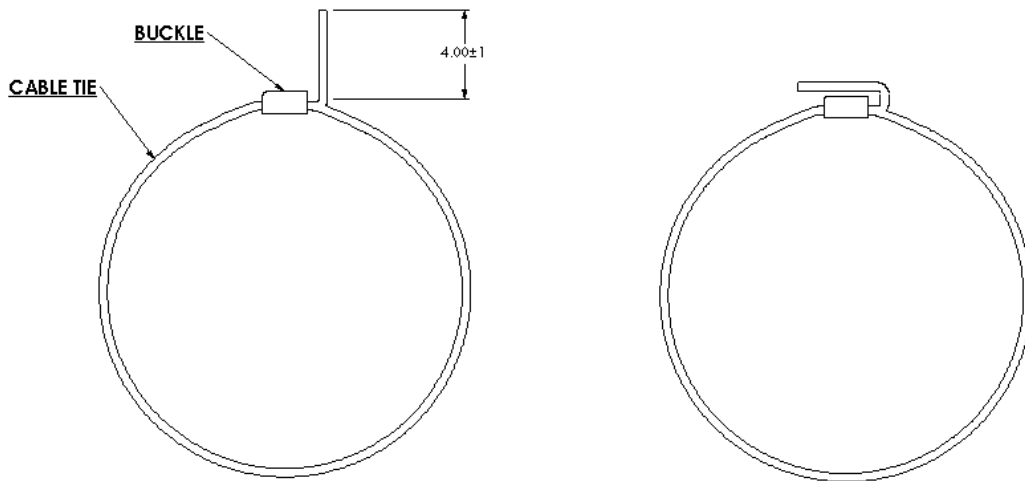
2



3



4



Tool Dimensions (Figure 2)

