



RF Characterization Report

RF047-A-92SJ-92SJ-XXXX

Test Date: 12 February 2020



RF047-A-92SP-92SP-XXXX

Test Date: 12 February 2020



Description

**High Performance Microwave Cable Assembly, 2.92mm Connector
End, CCA-047-PFA, 50 Ohm, RF cable**

Table of Contents

Series: RF047-A

Description: High Performance Microwave Cable Assembly, 2.92 mm Connector End

Test Setup Information 1

- Scope: 1
- Instrument Setup & Test Accessories:..... 1
- Calibration Type:..... 1
- Adapter Use:..... 1

RF047-A-92SJ-92SJ-0152 Test Definition 2

- Assembly Under Test: 2
- Results: RF047-A-92SJ-92SJ-0152..... 2

 - VSWR 3
 - Insertion Loss..... 3

RF047-A-92SP-92SP-0152 Test Definition 4

- Assembly Under Test: 4
- Results: RF047-A-92SP-92SP-0152 4

 - VSWR 5
 - Insertion Loss..... 5

RF047-A-92SJ-92SJ-1000 Test Definition 6

- Assembly Under Test: 6
- Results: RF047-A-92SJ-92SJ-1000..... 6

 - VSWR 7
 - Insertion Loss..... 7

RF047-A-92SP-92SP-1000 Test Definition 8

- Assembly Under Test: 8
- Results: RF047-A-92SP-92SP-1000 8

 - VSWR 9
 - Insertion Loss..... 9

Series: RF047-A**Description:** High Performance Microwave Cable Assembly, 2.92 mm Connector End**Test Setup Information****Scope:**

Provide insertion loss, return loss and standing wave ratio performance parameters for RF connector types terminated to RF047-A series coaxial cable.

Instrument Setup & Test Accessories:

Network Analyzer	Keysight PNA N5227B (10 MHz - 67 GHz)
Averaging Factor	0
Smoothing	Off
IF Bandwidth	1 KHz
Sweep Start	10 MHz
Sweep End	40 GHz
Points	4000
Test Cables	Gore 0F0CACB036.0-LF (DC to 67 GHz)

Calibration Type:

A Keysight ECAL calibration is performed using the Keysight ECAL 4692A kit.

Calibration Kit	Keysight ECAL 4692A
-----------------	---------------------

Adapter Use:

The 1.85 mm Female to 2.92 mm Male/Female adapters and 2.92 mm Female /Female adapters were used for the measurements of RF047-A-92SP-92SP and RF047-A-92SJ-92SJ. The adapter effects were removed from the measurement using the PNA's Fixture Removal method.

Series: RF047-A
Description: High Performance Microwave Cable Assembly, 2.92 mm Connector End

RF047-A-92SJ-92SJ-0152 Test Definition

Part Number	Length	End 1	End 2
RF047-A-92SJ-92SJ-0152	152 mm	SMA, 2.92 Straight Jack	SMA, 2.92 Straight Jack

Assembly Under Test:

Rating Opportunity:

Not Available.

Conclusion:

The maximum VSWR is specified as 1.35:1 from DC to 40 GHz in the RF047-A datasheet. The samples meet the specification for VSWR.

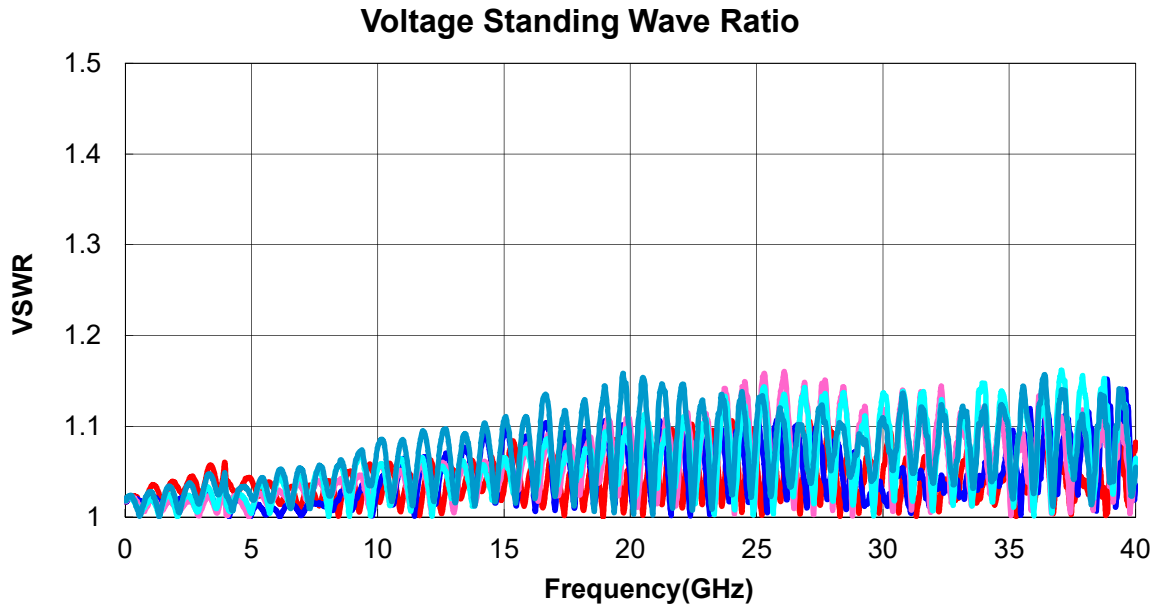
Results: RF047-A-92SJ-92SJ-0152

Sample	VSWR (max)	IL (max)
1	1.16 @ 37.07 GHz	1.41 dB @ 39.59 GHz
2	1.16 @ 19.71 GHz	1.40 dB @ 39.59 GHz
3	1.11 @ 24.02 GHz	1.40 dB @ 40.00 GHz
4	1.15 @ 38.88 GHz	1.40 dB @ 39.70 GHz
5	1.16 @ 26.09 GHz	1.41 dB @ 39.98 GHz

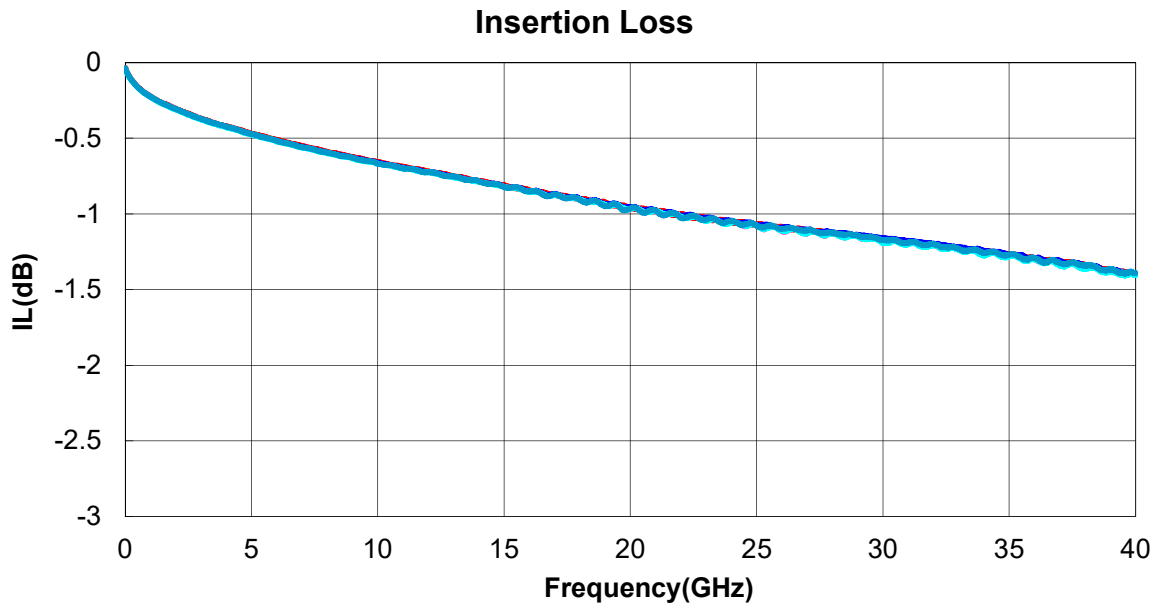
Series: RF047-A

Description: High Performance Microwave Cable Assembly, 2.92 mm Connector End

VSWR



Insertion Loss



Series: RF047-A
Description: High Performance Microwave Cable Assembly, 2.92 mm Connector End

RF047-A-92SP-92SP-0152 Test Definition

Part Number	Length	End 1	End 2
RF047-A-92SP-92SP-0152	152 mm	SMA, 2.92 Straight Plug	SMA, 2.92 Straight Plug

Assembly Under Test:

Rating Opportunity:

Not Available.

Conclusion:

The maximum VSWR is specified as 1.35:1 from DC to 40 GHz in the RF047-A datasheet. The samples meet the specification for VSWR.

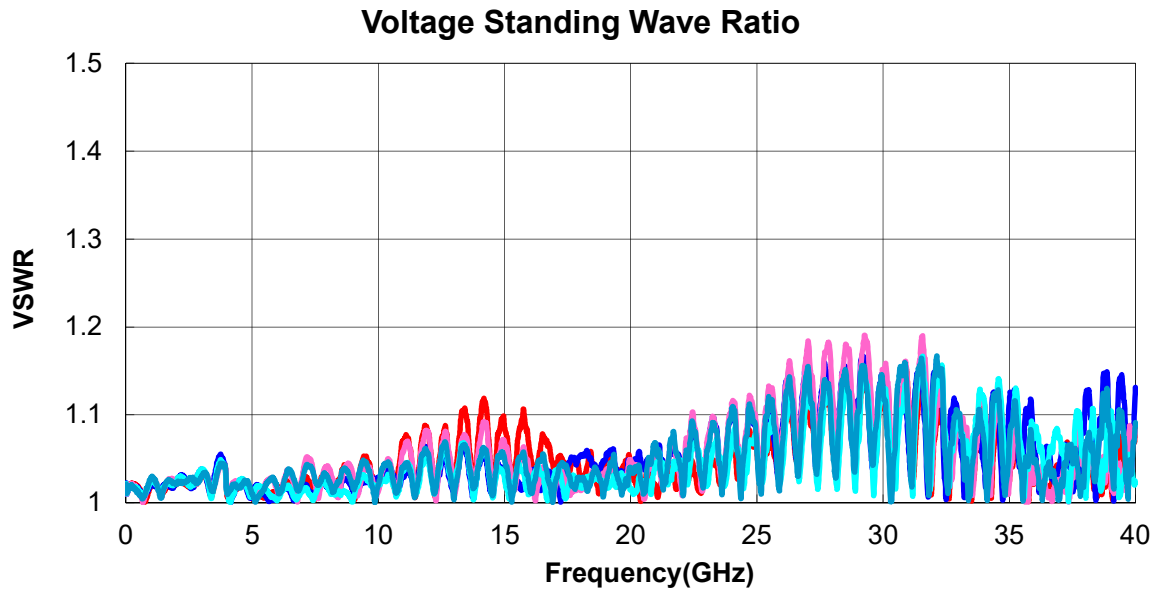
Results: RF047-A-92SP-92SP-0152

Sample	VSWR (max)	IL (max)
1	1.17 @ 29.15 GHz	1.41 dB @ 38.68 GHz
2	1.19 @ 29.27 GHz	1.40 dB @ 39.91 GHz
3	1.17 @ 31.56 GHz	1.40 dB @ 39.86 GHz
4	1.17 @ 32.12 GHz	1.42 dB @ 38.68 GHz
5	1.16 @ 30.89 GHz	1.42 dB @ 39.86 GHz

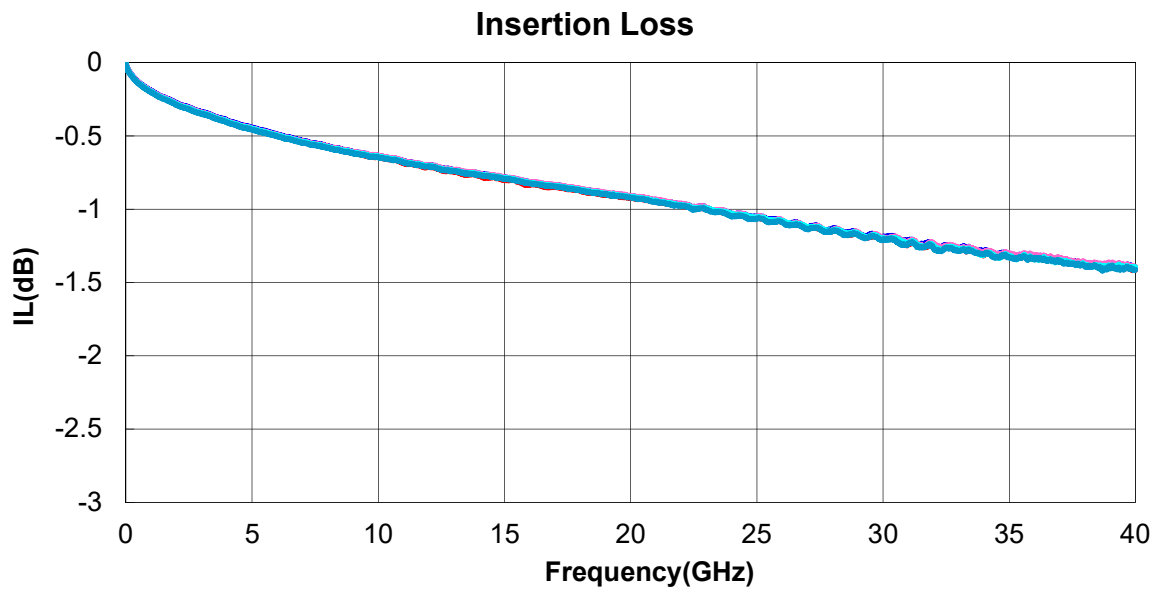
Series: RF047-A

Description: High Performance Microwave Cable Assembly, 2.92 mm Connector End

VSWR



Insertion Loss



Series: RF047-A

Description: High Performance Microwave Cable Assembly, 2.92 mm Connector End

RF047-A-92SJ-92SJ-1000 Test Definition

Part Number	Length	End 1	End 2
RF047-A-92SJ-92SJ-1000	1000 mm	SMA, 2.92 Straight Jack	SMA, 2.92 Straight Jack

Assembly Under Test:



Rating Opportunity:

Not Available.

Conclusion:

The maximum VSWR is specified as 1.35:1 from DC to 40 GHz in the RF047-A datasheet. The samples meet the specification for VSWR.

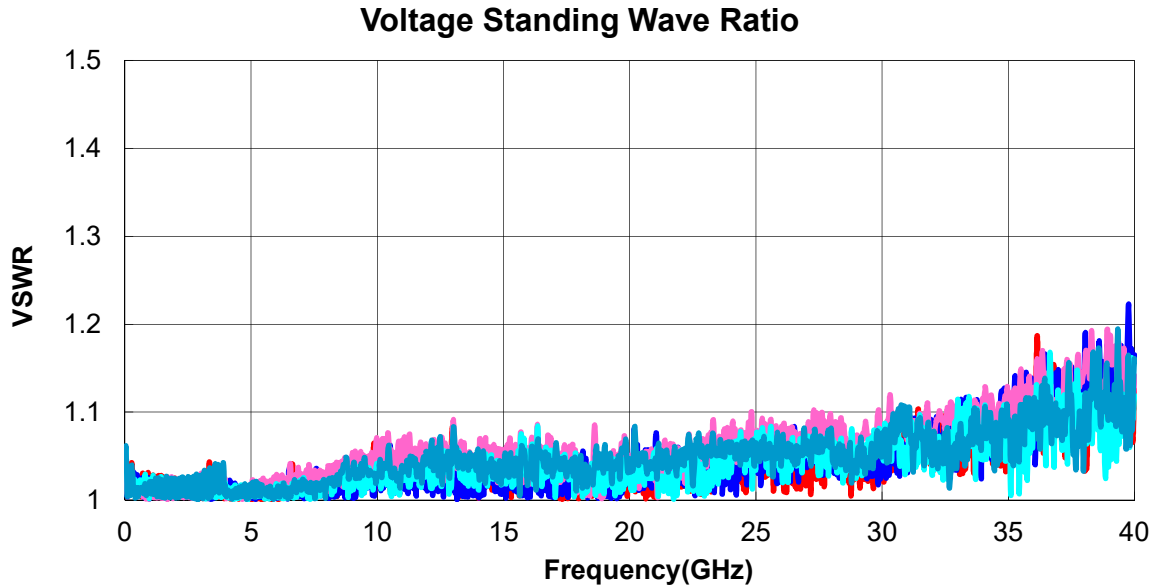
Results: RF047-A-92SJ-92SJ-1000

Sample	VSWR (max)	IL (max)
1	1.19 @ 36.14 GHz	8.87 dB @ 39.98 GHz
2	1.22 @ 39.76 GHz	8.80 dB @ 40.00 GHz
3	1.19 @ 38.93 GHz	8.67 dB @ 40.00 GHz
4	1.17 @ 36.65 GHz	9.06 dB @ 39.89 GHz
5	1.19 @ 39.34 GHz	8.74 dB @ 39.99 GHz

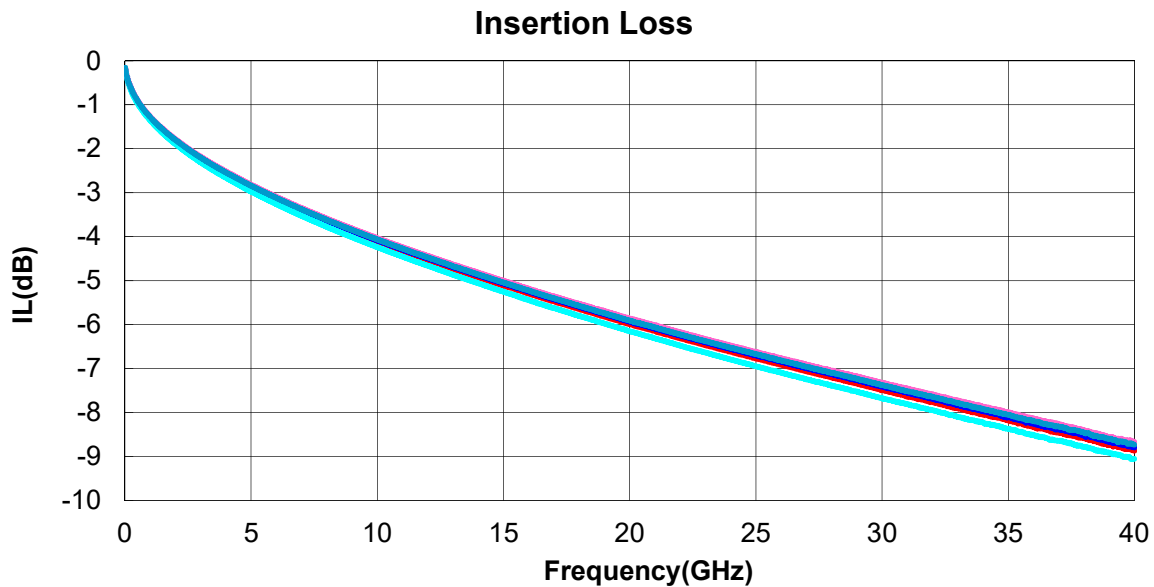
Series: RF047-A

Description: High Performance Microwave Cable Assembly, 2.92 mm Connector End

VSWR



Insertion Loss



Series: RF047-A
Description: High Performance Microwave Cable Assembly, 2.92 mm Connector End

RF047-A-92SP-92SP-1000 Test Definition

Part Number	Length	End 1	End 2
RF047-A-92SP-92SP-1000	1000 mm	SMA, 2.92 Straight Plug	SMA, 2.92 Straight Plug

Assembly Under Test:

Rating Opportunity:

Not Available.

Conclusion:

The maximum VSWR is specified as 1.35:1 from DC to 40 GHz in the RF047-A datasheet. The samples meet the specification for VSWR.

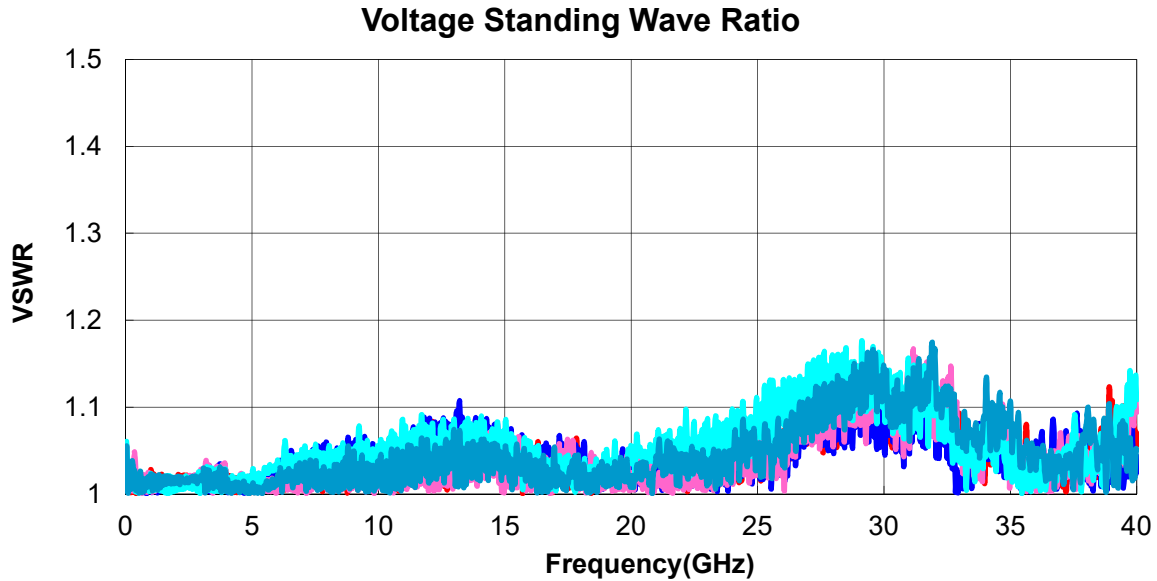
Results: RF047-A-92SP-92SP-1000

Sample	SWR (max)	IL (max)
1	1.13 @ 31.70 GHz	8.86 dB @ 39.99 GHz
2	1.15 @ 28.92 GHz	8.73 dB @ 40.00 GHz
3	1.17 @ 31.16 GHz	8.90 dB @ 39.97 GHz
4	1.18 @ 29.13 GHz	8.76 dB @ 39.97 GHz
5	1.17 @ 31.91 GHz	8.84 dB @ 40.00 GHz

Series: RF047-A

Description: High Performance Microwave Cable Assembly, 2.92 mm Connector End

VSWR



Insertion Loss

