




Project Number: Lead Free		Tracking Code: TC0310-Lead Free-0126	
Requested by: John Schmelz		Date: 3/4/2003	Product Rev: G
Part #: HPFC-124-02-L-D-04		Lot #: NA	Tech: J.S. Eng: J.S.
Part description: HPFC			Qty to test: 10
Test Start: 3/4/2003	Test Completed: 3/6/2003		



**Perform Solder Heat Resistance using three temperature profiles: 230°C, 260°C and 280°C.
Summary Report**

PART DESCRIPTION

HPFC-124-02-L-D-04

CERTIFICATION

All instruments and measuring equipment were calibrated to National Institute for Standards and Technology (NIST) traceable standards according to ISO 10012-1 and ANSI/NCSL 2540-1, as applicable.

All contents contained herein are the property of Samtec. No portion of this report, in part or in full shall be reproduced without prior written approval of Samtec.

SCOPE

Perform Solder Heat Resistance using three temperature profiles: 230° C, 260° C and 280° C.

APPLICABLE DOCUMENTS

Standards: EIA Publication 364

TEST SAMPLES AND PREPARATION.

- 1) Parts are visually inspected for cleanliness.

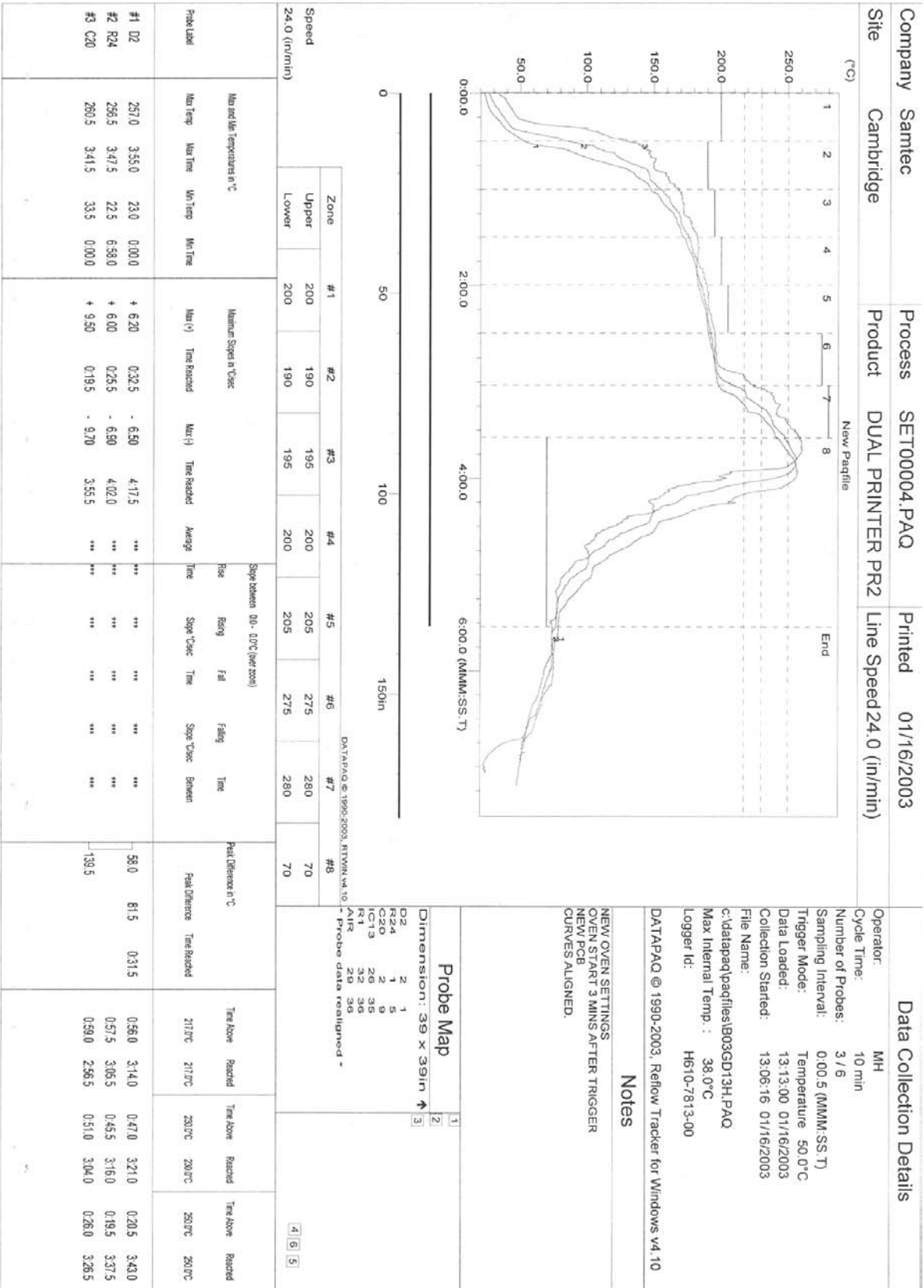
FLOWCHART

TEST STEP	260 °C		280 °C GROUP D	230 °C GROUP E Control
01	1 Pass	Group A	1 Pass	1 Pass
02	Solder Heat Resistance		Solder Heat Resistance	Solder Heat Resistance
03	2nd Pass	Group B		
04	Solder Heat Resistance			
05	3rd Pass	Group C		
06	Solder Heat Resistance			

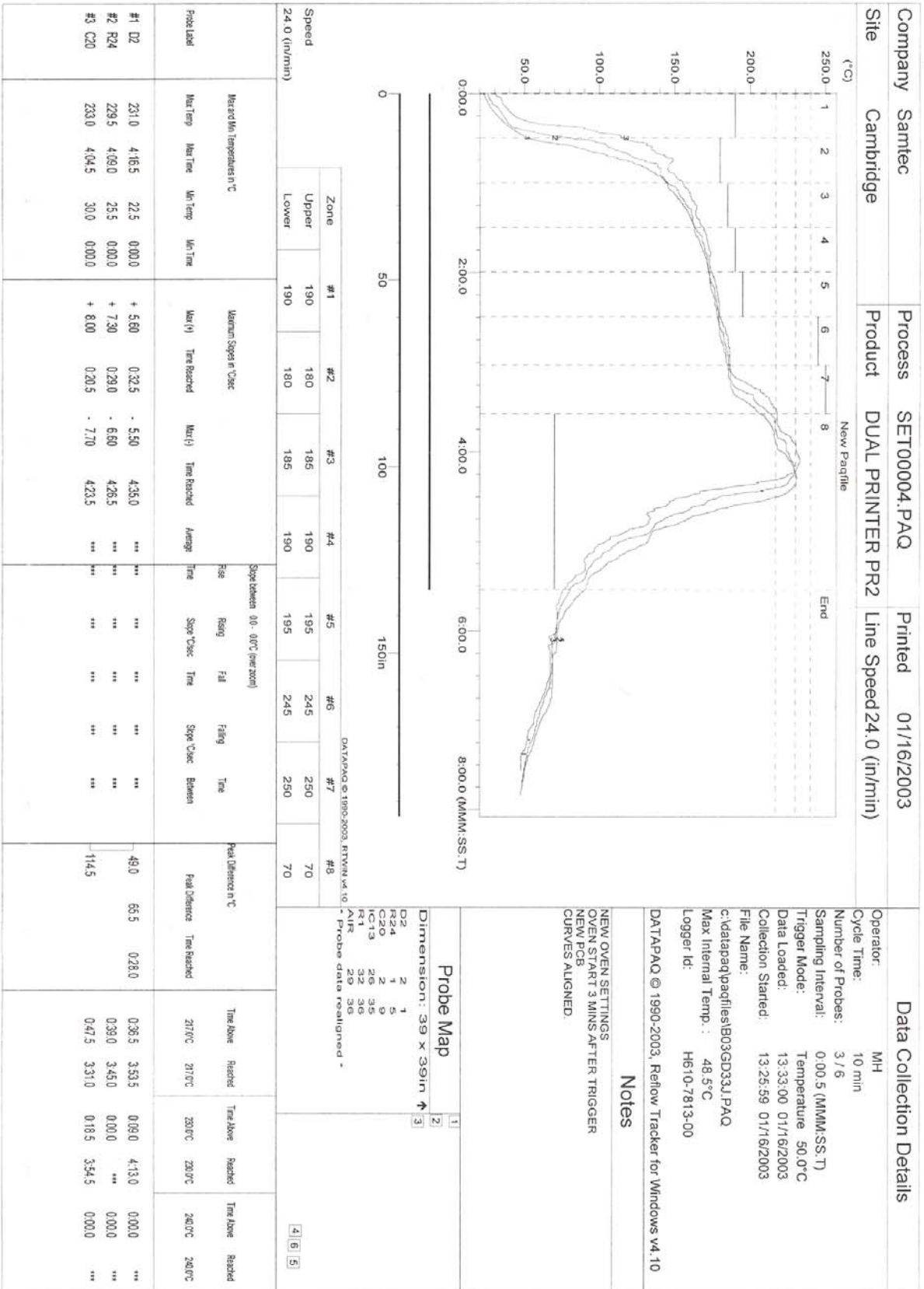
Solder Heat Resistance (Visual): Blistering, Distortion (Bowed or Twisted), Discoloration

OVEN THERMAL PROFILE (Control):

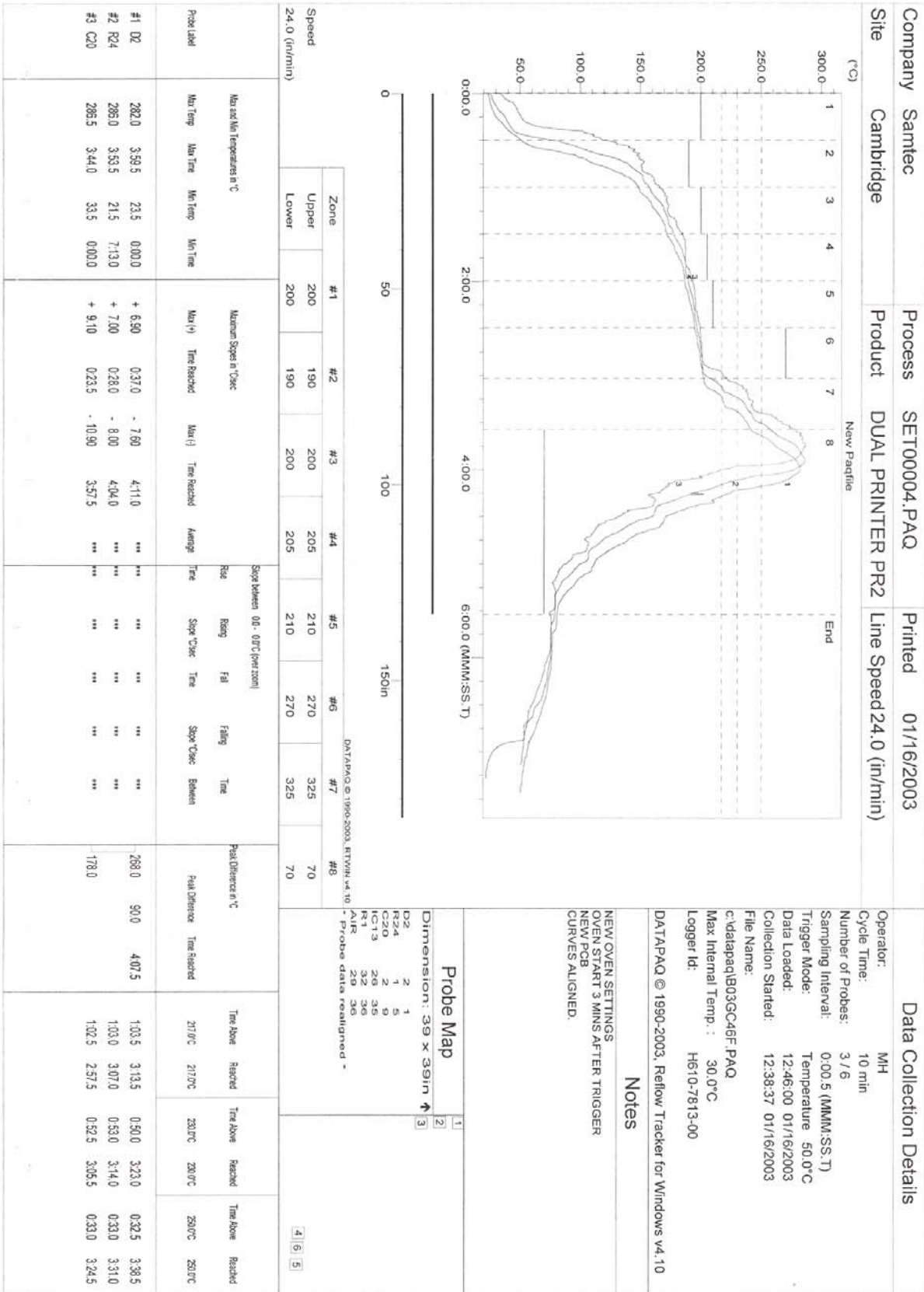
1) The Following Thermal Profiles were used to stress the parts.



**OVEN THERMAL PROFILE, SUPPLEMENTAL TEST:
Solder Heat Resistance (Visual) at 230 °C**



**OVEN THERMAL PROFILE, SUPPLEMENTAL TEST Continued:
Solder Heat Resistance (Visual) at 280 °C**



ATTRIBUTE DEFINITION**SOLDER HEAT RESISTANCE (Visual):**

- 1) Blistering
 - a) Pass/Fail
- 2) Distortion
 - a) Bowed or Twisted
- 3) Discoloration
 - a) Pass/Fail

RESULTS

Solder Heat Resistance, 260 °C Thermal Stressing

- **Blistering**
 - One Thermal Stress-----Pass
 - Two Thermal Stresses-----Pass
 - Three Thermal Stresses-----Pass
- **Distortion**
 - One Thermal Stress-----Pass
 - Two Thermal Stresses-----Pass
 - Three Thermal Stresses-----Pass
- **Discoloration**
 - One Thermal Stress-----Pass
 - Two Thermal Stresses-----Pass
 - Three Thermal Stresses-----Pass

Supplemental Tests

Solder Heat Resistance, 230°C Thermal Stressing

- **Blistering**
 - One Thermal Stress-----Pass
- **Distortion**
 - One Thermal Stress-----Pass
- **Discoloration**
 - One Thermal Stress-----Pass

Solder Heat Resistance, 280 °C Thermal Stressing

- **Blistering**
 - One Thermal Stress-----Pass
- **Distortion**
 - One Thermal Stress-----Pass
- **Discoloration**
 - One Thermal Stress-----Pass

EQUIPMENT AND CALIBRATION SCHEDULES**Equipment #:** THL-01**Description:** Temperature/Humidity Chart Recorder**Manufacturer:** Dickson**Model:** THDX**Serial #:** 9316255**Accuracy:** Temp: +/- 1C; Humidity: +/-2% RH (0 - 60%) +/- 3% RH (61 - 95%).

... Last Cal: 7/15/02, Next Cal: 7/15/03

Equipment #: OV-5**Description:** Nitrogen Purge IR Reflow**Manufacturer:** Vitronics Soltec**Model:** XPM-730**Serial #:** XN 70328**Accuracy:** +/- 5° C