

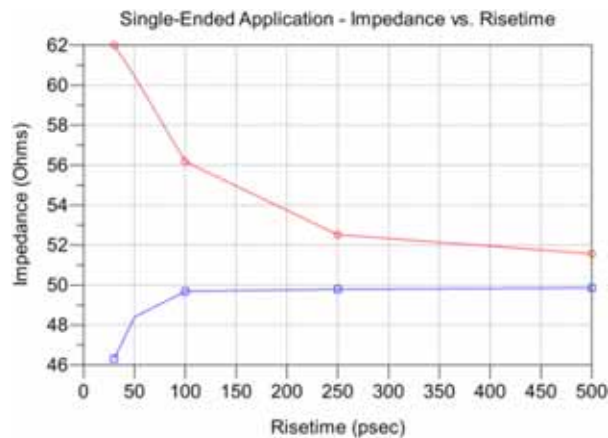
Series: ERM8-RA/ERF8-DV

Description: Edge Rate Series Board-to-Board, 0.8mm (0.0315") Pitch, Right Angle to Vertical

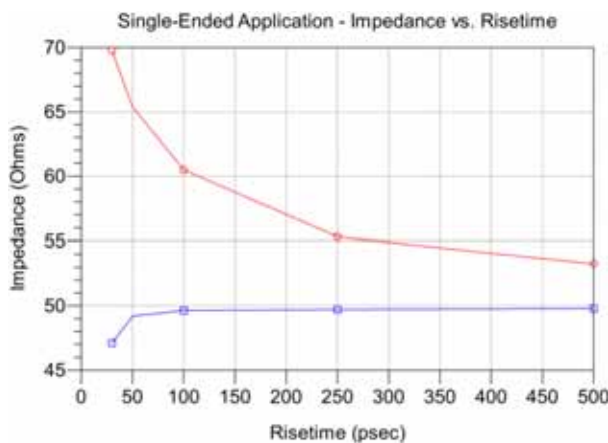
## Time Domain Data Summary

Table 3 - Single-Ended Impedance ( $\Omega$ )						
Case 1 = Short Row; Case 2 = Long Row						
Case	Signal Rise-time	30ps	50ps	100ps	250ps	500ps
1	Maximum Impedance	62.0	60.5	56.2	52.5	51.6
	Minimum Impedance	46.3	48.4	49.7	49.8	49.9
2	Maximum Impedance	69.8	65.4	60.5	55.3	53.3
	Minimum Impedance	47.1	49.2	49.6	49.7	49.8

### Single-Ended Impedance - Case 1, Short Row



### Single-Ended Impedance - Case 2, Long Row

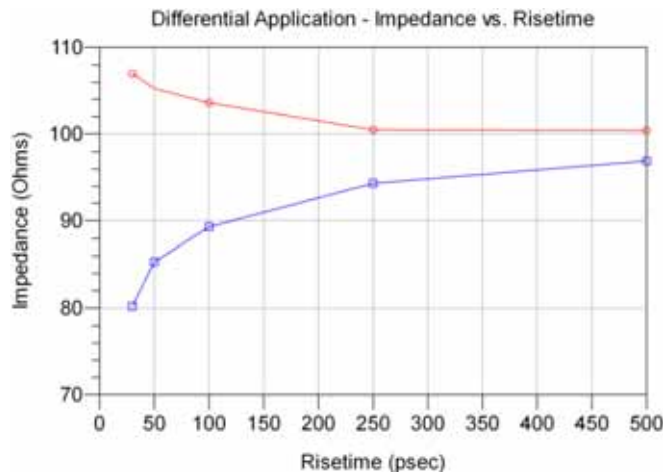


**Series:** ERM8-RA/ERF8-DV

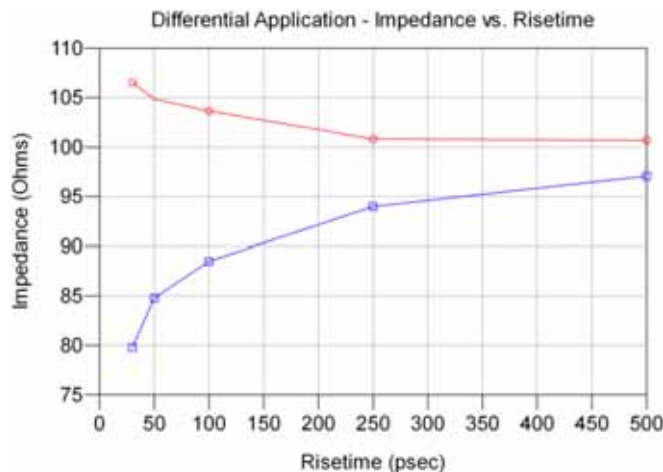
**Description:** Edge Rate Series Board-to-Board, 0.8mm (0.0315") Pitch, Right Angle to Vertical

<b>Table 4 - Differential Impedance (<math>\Omega</math>)</b>						
Case 1 = Short Row; Case 2 = Long Row						
Case	Signal Rise-time	30ps	50ps	100ps	250ps	500ps
1	Maximum Impedance	107.0	105.2	103.6	100.5	100.4
	Minimum Impedance	80.2	85.3	89.3	94.3	96.9
2	Maximum Impedance	106.6	104.8	103.6	100.8	100.7
	Minimum Impedance	79.8	84.8	88.5	94.0	97.1

### Differential Impedance - Case 1, Short Row



### Differential Impedance - Case 2, Long Row



**Series:** ERM8-RA/ERF8-DV

**Description:** Edge Rate Series Board-to-Board, 0.8mm (0.0315") Pitch, Right Angle to Vertical

<b>Table 5 - Single-Ended Crosstalk (%)</b>							
Case 1 = Short Row; Case 2 = Long Row							
Case	Input(tr)		30ps	50ps	100ps	250ps	500ps
1	NEXT	GAQG	18.64	17.64	14.24	7.07	3.91
		GAGQG	2.79	1.98	0.87	0.24	0.10
		Xrow	1.41	1.12	0.78	0.44	0.26
	FEXT	GAQG	10.50	8.04	5.37	2.64	1.09
		GAGQG	6.14	4.50	2.37	0.98	0.41
		Xrow	0.83	0.48	0.26	0.14	0.09
2	NEXT	GAQG	20.95	19.91	18.40	11.20	6.38
		GAGQG	2.64	2.25	2.03	1.28	0.74
	FEXT	GAQG	6.14	4.50	2.37	0.98	0.41
		GAGQG	3.39	2.00	1.05	0.51	0.33

<b>Table 6 - Differential Crosstalk (%)</b>							
Case 1 = Short Row; Case 2 = Long Row							
Case	Input(tr)		30ps	50ps	100ps	250ps	500ps
1	NEXT	GAAQQG	1.24	0.91	0.57	0.22	0.11
		GAAGQQG	0.57	0.31	0.12	<0.1	<0.1
		Xrow	0.14	<0.1	<0.1	<0.1	<0.1
	FEXT	GAAQQG	6.88	5.82	4.71	2.48	1.41
		GAAGQQG	0.48	0.36	0.28	0.15	0.12
		Xrow	0.33	0.26	0.16	<0.1	<0.1
2	NEXT	GAAQQG	1.53	1.02	0.47	0.16	<0.1
		GAAGQQG	0.54	0.34	0.16	<0.1	<0.1
	FEXT	GAAQQG	6.03	5.68	5.19	3.07	1.73
		GAAGQQG	0.53	0.37	0.33	0.19	<0.1

<b>Table 7 - Propagation Delay (Mated Connector)</b>		
Case 1 = Short Row; Case 2 = Long Row		
Case 1	Single-Ended	64 ps
	Differential	56 ps
Case 2	Single-Ended	90 ps
	Differential	85 ps