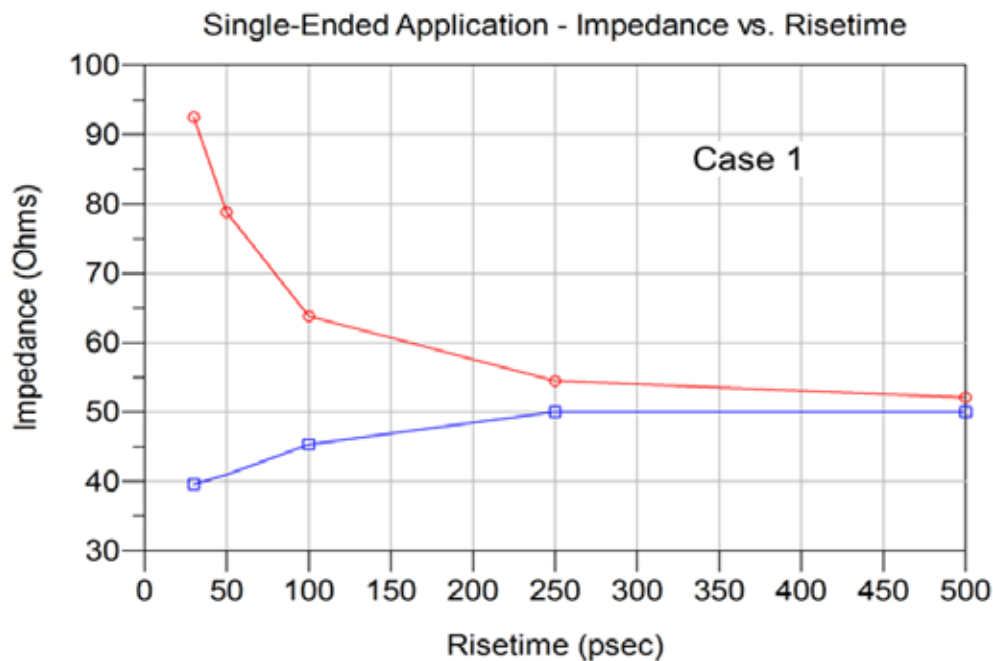


Series: FS5/FT5 Series

Description: High Speed Floating Contact, Board-to-Board, 7mm Stack Height, 0.5mm Pitch,

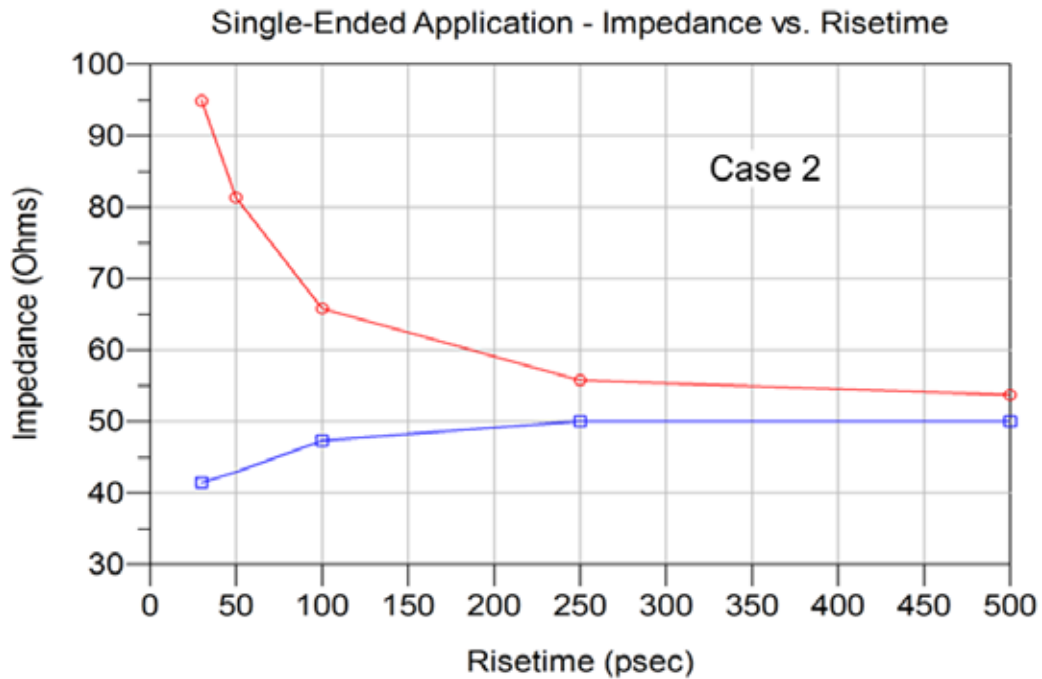
Time Domain Data Summary

Table 3 – Single-End Impedance (Ω)						
Case	Signal Risetime	30 ps	50 ps	100 ps	250 ps	500 ps
1	Maximum Impedance	92.5	78.8	63.8	54.5	52.1
	Minimum Impedance	39.6	41.0	45.3	50.0	50.0
2	Maximum Impedance	94.9	81.3	65.8	55.8	53.7
	Minimum Impedance	41.4	42.9	47.3	50.0	50.0



Series: FS5/FT5 Series

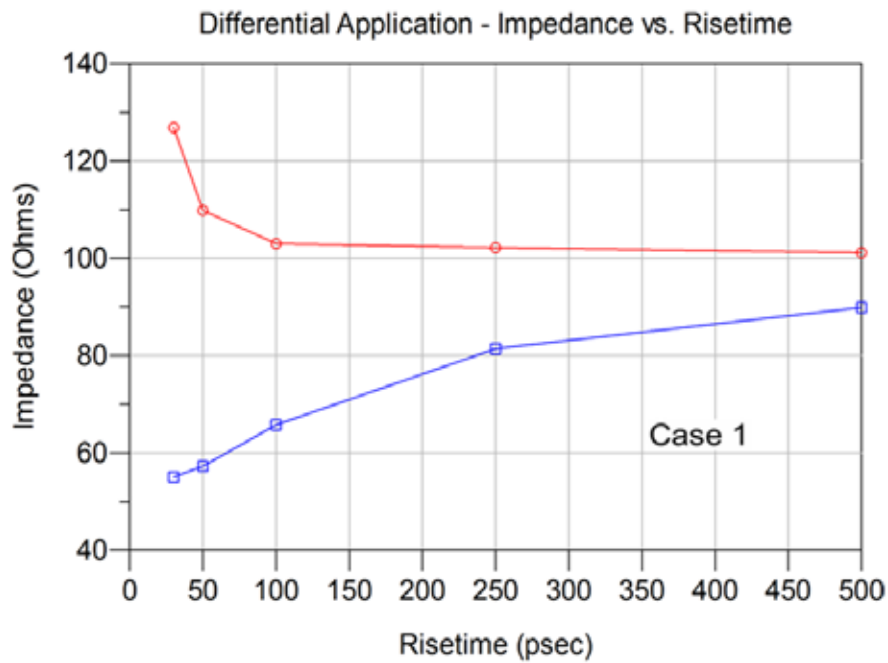
Description: High Speed Floating Contact, Board-to-Board, 7mm Stack Height, 0.5mm Pitch,



Series: FS5/FT5 Series

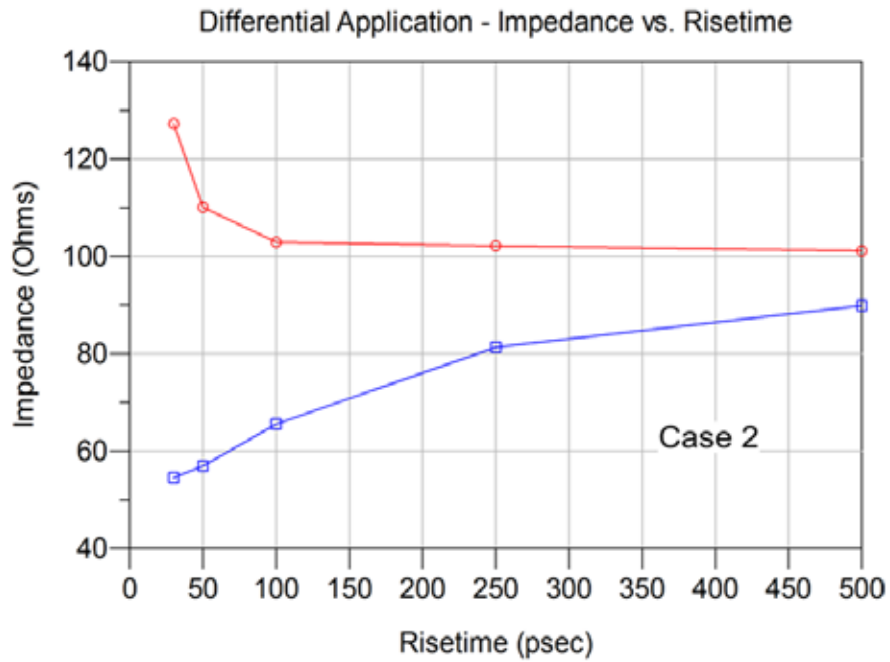
Description: High Speed Floating Contact, Board-to-Board, 7mm Stack Height, 0.5mm Pitch,

Table 4 - Differential Impedance (Ω)						
Case	Signal Risetime	30 ps	50 ps	100 ps	250 ps	500 ps
1	Maximum Impedance	126.9	109.8	103.0	102.1	101.1
	Minimum Impedance	55.0	57.3	65.7	81.4	89.9
2	Maximum Impedance	127.2	110.1	102.9	102.1	101.1
	Minimum Impedance	54.5	56.9	65.5	81.3	89.8



Series: FS5/FT5 Series

Description: High Speed Floating Contact, Board-to-Board, 7mm Stack Height, 0.5mm Pitch,



Series: FS5/FT5 Series

Description: High Speed Floating Contact, Board-to-Board, 7mm Stack Height, 0.5mm Pitch,

Table 5 - Single-Ended Crosstalk (%)							
Case	Input (tr)		30ps	50 ps	100 ps	250 ps	500 ps
1	NEXT	GAQG	18.7	18.2	17.2	12.3	7.2
		GAGQG	3.2	3.0	2.4	1.4	0.8
		Xrow	3.0	2.2	1.6	1.0	0.6
	FEXT	GAQG	3.1	2.3	1.8	0.8	0.4
		GAGQG	3.2	2.6	1.6	0.7	0.4
		Xrow	0.7	0.6	0.4	0.2	0.1
2	NEXT	GAQG	18.7	18.3	17.3	12.4	7.2
		GAGQG	3.1	2.9	2.4	1.4	0.8
		Xrow	3.0	2.2	1.6	1.0	0.6
	FEXT	GAQG	3.2	2.3	1.8	0.8	0.4
		GAGQG	3.0	2.4	1.5	0.7	0.3
		Xrow	0.7	0.6	0.4	0.2	0.1

Series: FS5/FT5 Series

Description: High Speed Floating Contact, Board-to-Board, 7mm Stack Height, 0.5mm Pitch,

Table 6 - Differential Crosstalk (%)							
Case	Input (tr)		30ps	50 ps	100 ps	250 ps	500 ps
1	NEXT	GAAQQG	5.6	5.5	5.1	3.8	2.3
		GAAGQQG	0.5	0.5	0.4	0.2	0.1
		Xrow	0.7	0.6	0.4	0.2	0.1
	FEXT	GAAQQG	2.7	2.3	1.7	1.1	0.7
		GAAGQQG	0.5	0.4	0.2	0.1	< 0. 1%
		Xrow	0.5	0.3	0.2	0.1	0.1
2	NEXT	GAAQQG	5.6	5.5	5.1	3.9	2.3
		GAAGQQG	0.5	0.5	0.4	0.2	0.1
		Xrow	0.7	0.6	0.4	0.2	0.1
	FEXT	GAAQQG	2.6	2.2	1.7	1.1	0.7
		GAAGQQG	0.5	0.4	0.2	0.1	< 0. 1%
		Xrow	0.5	0.3	0.2	0.1	0.1

Table 7 - Propagation Delay (Mated Connector)		
Case 1	Single-Ended	146 ps
	Differential	143 ps
Case 2	Single-Ended	147 ps
	Differential	142 ps