

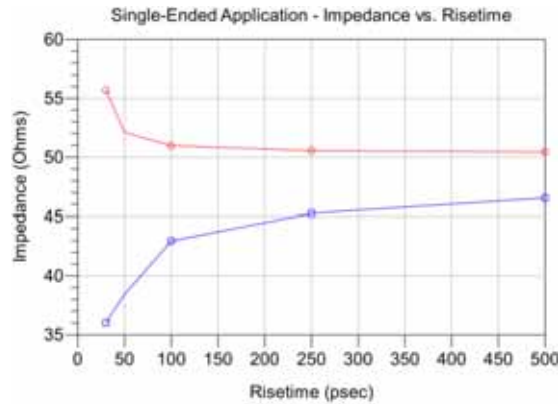
Series: QMS-RA/QFS-RA

Description: Board-to-Board, 0.635mm Pitch, Right Angle to Right Angle

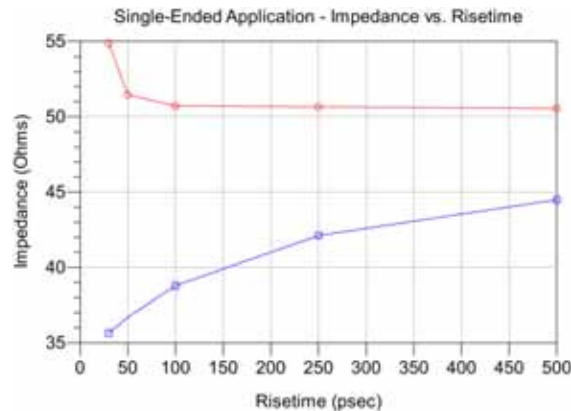
## Time Domain Data Summary

Table 3 - Single-Ended Impedance ( $\Omega$ )						
Case 1 = Short Row; Case 2 = Long Row						
Case	Signal Rise-time	30ps	50ps	100ps	250ps	500ps
1	Maximum Impedance	55.7	52.1	51.0	50.6	50.4
	Minimum Impedance	36.0	38.4	42.9	45.3	46.5
2	Maximum Impedance	54.9	51.5	50.7	50.6	50.5
	Minimum Impedance	35.6	36.7	38.8	42.1	44.5

### Single-Ended Impedance - Case 1, Short Row



### Single-Ended Impedance - Case 2, Long Row

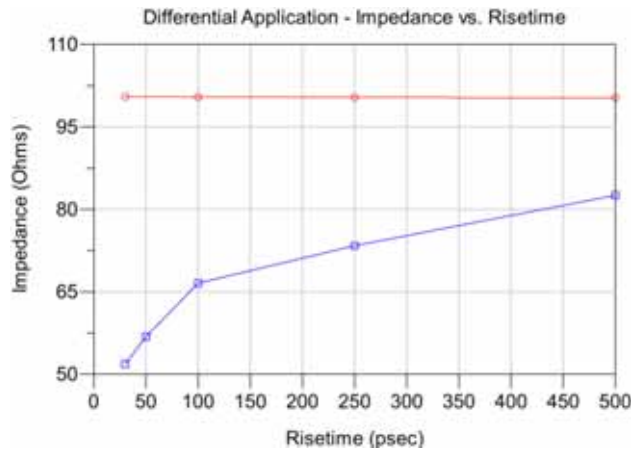


Series: QMS-RA/QFS-RA

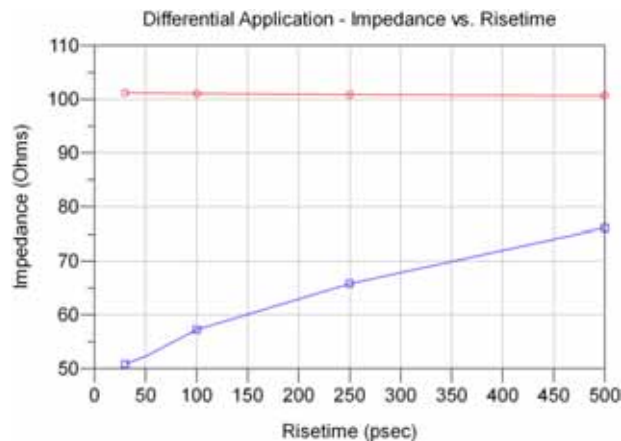
Description: Board-to-Board, 0.635mm Pitch, Right Angle to Right Angle

Table 4 - Differential Impedance ( $\Omega$ )						
Case 1 = Short Row; Case 2 = Long Row						
Case	Signal Rise-time	30ps	50ps	100ps	250ps	500ps
1	Maximum Impedance	100.5	100.5	100.4	100.3	100.3
	Minimum Impedance	51.8	56.8	66.6	73.4	82.5
2	Maximum Impedance	101.2	101.2	101.1	100.8	100.7
	Minimum Impedance	50.8	52.2	57.2	65.8	76.1

### Differential Impedance - Case 1, Short Row



### Differential Impedance - Case 2, Long Row



**Series:** QMS-RA/QFS-RA

**Description:** Board-to-Board, 0.635mm Pitch, Right Angle to Right Angle

<b>Table 5 - Single-Ended Crosstalk (%)</b>							
Case 1 = Short Row; Case 2 = Long Row							
Case	Input(tr)		30ps	50ps	100ps	250ps	500ps
1	NEXT	GAQG	21.53	20.65	19.40	13.08	7.48
		GAGQG	2.17	1.90	1.63	1.06	0.63
		Xrow	0.28	0.16	<0.1	<0.1	<0.1
	FEXT	GAQG	6.14	2.54	0.65	0.13	0.13
		GAGQG	2.21	1.04	0.34	<0.1	<0.1
		Xrow	0.15	0.14	0.12	<0.1	<0.1
2	NEXT	GAQG	21.90	21.44	20.40	17.16	10.95
		GAGQG	2.07	1.89	1.59	1.14	0.73
	FEXT	GAQG	2.21	1.04	0.34	<0.1	<0.1
		GAGQG	1.43	1.10	0.62	0.22	<0.1

<b>Table 6 - Differential Crosstalk (%)</b>							
Case 1 = Short Row; Case 2 = Long Row							
Case	Input(tr)		30ps	50ps	100ps	250ps	500ps
1	NEXT	GAAQQG	6.52	6.24	5.84	4.14	2.47
		GAAGQQG	0.41	0.38	0.30	0.20	0.12
		Xrow	<0.1	<0.1	<0.1	<0.1	<0.1
	FEXT	GAAQQG	2.95	2.06	1.51	1.06	0.61
		GAAGQQG	0.28	0.12	0.10	<0.1	<0.1
		Xrow	<0.1	<0.1	<0.1	<0.1	<0.1
2	NEXT	GAAQQG	6.92	6.58	6.18	5.35	3.65
		GAAGQQG	0.43	0.38	0.30	0.20	0.13
	FEXT	GAAQQG	4.10	3.37	2.33	1.76	1.20
		GAAGQQG	0.50	0.30	0.16	<0.1	<0.1

<b>Table 7 - Propagation Delay (Mated Connector)</b>		
Case 1 = Short Row; Case 2 = Long Row		
Case 1	Single-Ended	95 ps
	Differential	89 ps
Case 2	Single-Ended	141 ps
	Differential	129 ps