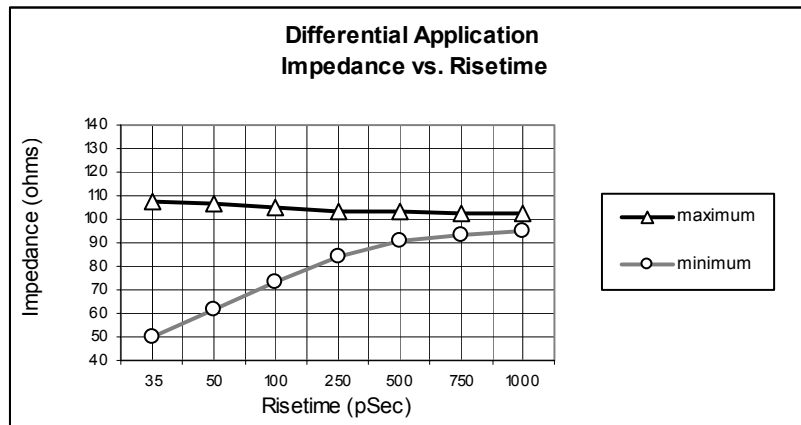


**Series:** MEC1- RA1 Series

**Description:** Right Angle Body Style, 1.0mm (.03937") Pitch, Mates w/ 1.60mm (.062") cards

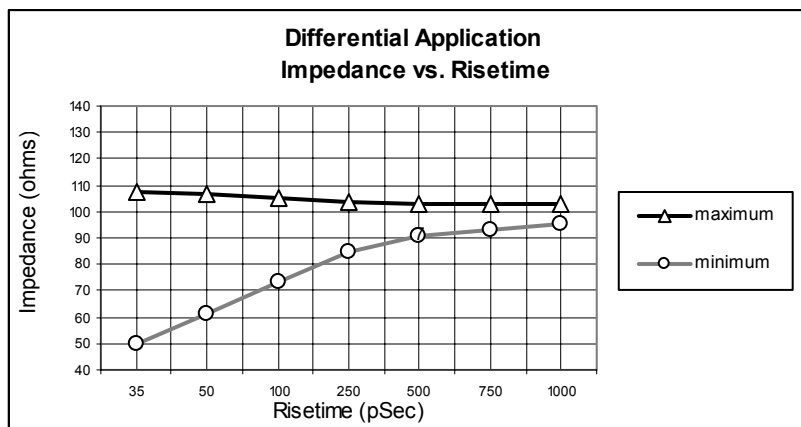
## Time Domain Data Summary (Row 1 - Inner)

Table 5 - Single-Ended Impedance ( $\Omega$ )							
Signal Risetime	30 $\pm$ 5ps	50 ps	100 ps	250 ps	500 ps	750 ps	1 ns
Maximum Impedance	56.8	54.8	53.0	52.0	51.7	51.6	51.5
Minimum Impedance	28.5	34.5	41.6	47.1	48.1	48.7	49.2



**Table 6 - Differential Impedance ( $\Omega$ )**

Signal Risetime	30 $\pm$ 5ps	50 ps	100 ps	250 ps	500 ps	750 ps	1 ns
Maximum Impedance	107.2	106.3	105.2	103.4	102.9	102.7	102.7
Minimum Impedance	50.0	61.4	73.6	84.6	90.5	93.3	95.1



**Series:** MEC1- RA1 Series

**Description:** Right Angle Body Style, 1.0mm (.03937") Pitch, Mates w/ 1.60mm (.062") cards

**Table 7 - Single-Ended Crosstalk (%)**

Input (t <sub>r</sub> )		30±5ps	50 ps	100 ps	250 ps	500 ps	750 ps	1 ns
NEXT	GAQG	13.7	12.3	10.8	6.5	3.6	2.5	1.9
	GAGQG	3.1	2.6	2.4	1.4	< 1.0%	< 1.0%	< 1.0%
	Xrow <sup>se</sup>	< 1.0%	< 1.0%	< 1.0%	< 1.0%	< 1.0%	< 1.0%	< 1.0%
FEXT	GAQG	7.6	6.1	4.3	1.8	< 1.0%	< 1.0%	< 1.0%
	GAGQG	3.8	3.1	2.2	1.0	< 1.0%	< 1.0%	< 1.0%
	Xrow <sup>se</sup>	< 1.0%	< 1.0%	< 1.0%	< 1.0%	< 1.0%	< 1.0%	< 1.0%

**Table 8 - Differential Crosstalk (%)**

Input (t <sub>r</sub> )		30±5ps	50 ps	100 ps	250 ps	500 ps	750 ps	1 ns
NEXT	GAAQQSS	3.7	3.3	2.8	1.6	< 1.0%	< 1.0%	< 1.0%
	GAAGQQG	< 1.0%	< 1.0%	< 1.0%	< 1.0%	< 1.0%	< 1.0%	< 1.0%
	Xrow <sup>diff</sup>	< 1.0%	< 1.0%	< 1.0%	< 1.0%	< 1.0%	< 1.0%	< 1.0%
FEXT	GAAQQSS	1.6	1.1	< 1.0%	< 1.0%	< 1.0%	< 1.0%	< 1.0%
	GAAGQQG	< 1.0%	< 1.0%	< 1.0%	< 1.0%	< 1.0%	< 1.0%	< 1.0%
	Xrow <sup>diff</sup>	< 1.0%	< 1.0%	< 1.0%	< 1.0%	< 1.0%	< 1.0%	< 1.0%

**Table 9 - Propagation Delay (Mated Connector)**

Single-Ended, Row 1	99ps
Differential, Row 1	93ps

**Series:** MEC1- RA1 Series

**Description:** Right Angle Body Style, 1.0mm (.03937") Pitch, Mates w/ 1.60mm (.062") cards

## Time Domain Data Summary (Row 2 - Outer)

Table 10 - Single-Ended Impedance ( $\Omega$ )							
Signal Risetime	30±5ps	50 ps	100 ps	250 ps	500 ps	750 ps	1 ns
Maximum Impedance	77.5	75.0	70.3	59.5	54.9	53.6	53.0
Minimum Impedance	27.4	33.4	40.9	48.8	49.9	50.0	50.0

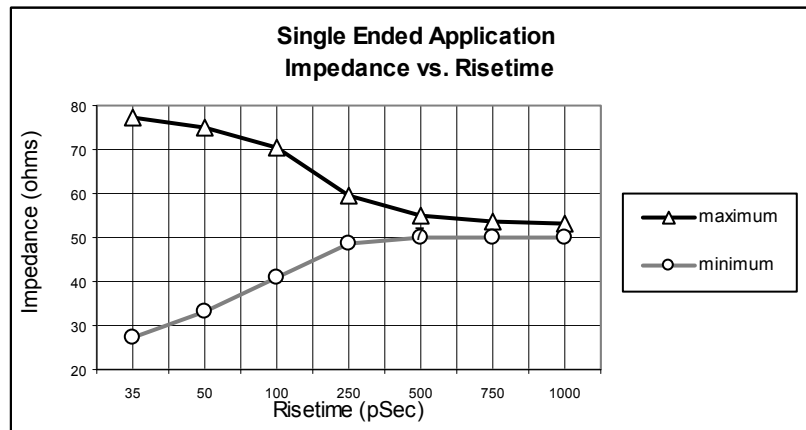
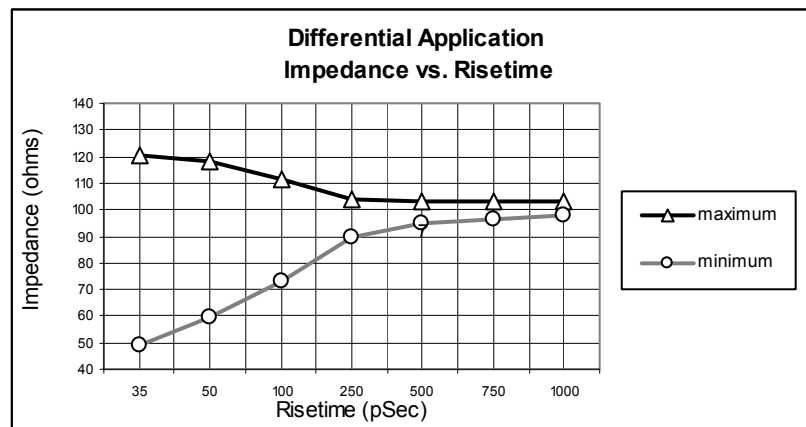


Table 11 - Differential Impedance ( $\Omega$ )							
Signal Risetime	30±5ps	50 ps	100 ps	250 ps	500 ps	750 ps	1 ns
Maximum Impedance	120.4	118.1	111.6	103.9	103.3	103.0	102.8
Minimum Impedance	48.8	59.9	73.1	89.9	95.0	96.7	97.9



**Series:** MEC1- RA1 Series

**Description:** Right Angle Body Style, 1.0mm (.03937") Pitch, Mates w/ 1.60mm (.062") cards

**Table 12 - Single-Ended Crosstalk (%)**

Input (t <sub>r</sub> )		30±5ps	50 ps	100 ps	250 ps	500 ps	750 ps	1 ns
NEXT	GAQG	14.3	13.4	12.8	9.4	5.8	4.1	3.2
	GAGQG	4.1	3.3	2.5	1.7	1.0	< 1.0%	< 1.0%
	Xrow <sup>se</sup>	1.1	< 1.0%	< 1.0%	< 1.0%	< 1.0%	< 1.0%	< 1.0%
FEXT	GAQG	8.7	7.5	6.7	4.3	2.6	1.8	1.4
	GAGQG	3.5	2.7	1.8	1.1	< 1.0%	< 1.0%	< 1.0%
	Xrow <sup>se</sup>	< 1.0%	< 1.0%	< 1.0%	< 1.0%	< 1.0%	< 1.0%	< 1.0%

**Table 13 - Differential Crosstalk (%)**

Input (t <sub>r</sub> )		30±5ps	50 ps	100 ps	250 ps	500 ps	750 ps	1 ns
NEXT	GAAQQSS	4.5	4.0	3.7	2.6	1.5	1.1	< 1.0%
	GAAGQQG	< 1.0%	< 1.0%	< 1.0%	< 1.0%	< 1.0%	< 1.0%	< 1.0%
	Xrow <sup>diff</sup>	< 1.0%	< 1.0%	< 1.0%	< 1.0%	< 1.0%	< 1.0%	< 1.0%
FEXT	GAAQQSS	1.4	1.1	< 1.0%	< 1.0%	< 1.0%	< 1.0%	< 1.0%
	GAAGQQG	< 1.0%	< 1.0%	< 1.0%	< 1.0%	< 1.0%	< 1.0%	< 1.0%
	Xrow <sup>diff</sup>	< 1.0%	< 1.0%	< 1.0%	< 1.0%	< 1.0%	< 1.0%	< 1.0%

**Table 14 - Propagation Delay (Mated Connector)**

Single-Ended, Row 2	116ps
Differential, Row 2	108ps