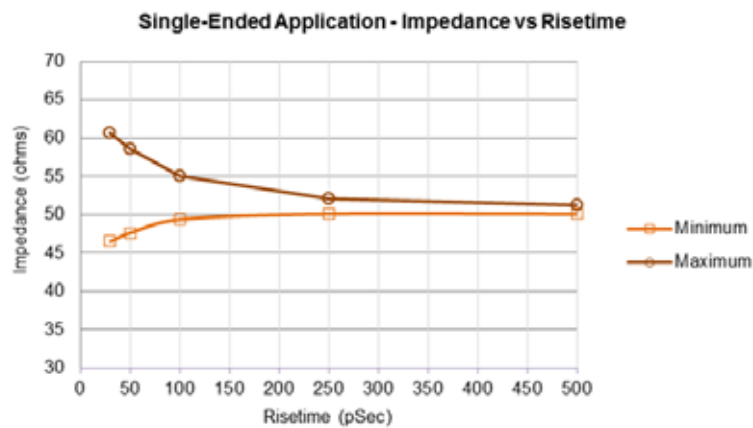


Series: QRM8-RA/QRF8-RA Q Rate® Slim Body Integral Ground Plane
Description: Right Angle-to-Right Angle, 0.8mm (.0315") Pitch

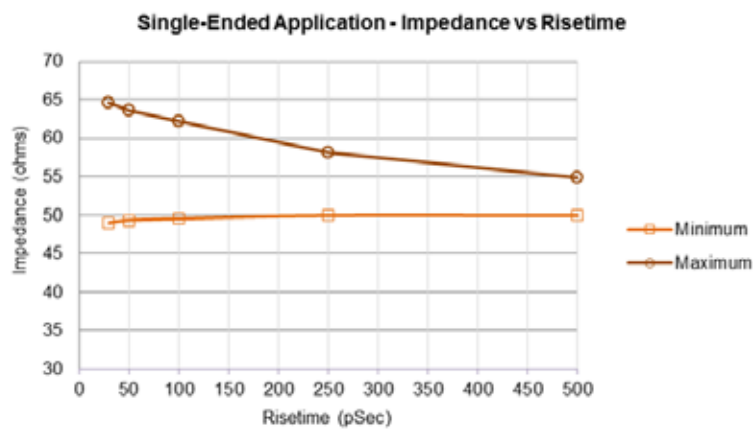
Time Domain Data Summary

Table 3 – Single-End Impedance (Ω) Case 3 = Short Row, Case 4 = Long Row						
Case	Signal Risetime	30 ps	50 ps	100 ps	250 ps	500 ps
3	Maximum Impedance	60.7	58.6	55.0	52.1	51.3
	Minimum Impedance	46.5	47.6	49.4	50.1	50.1
4	Maximum Impedance	64.7	63.6	62.2	58.1	54.9
	Minimum Impedance	49.0	49.3	49.5	50.0	50.0

Single-Ended Impedance – Case 3, Short Row



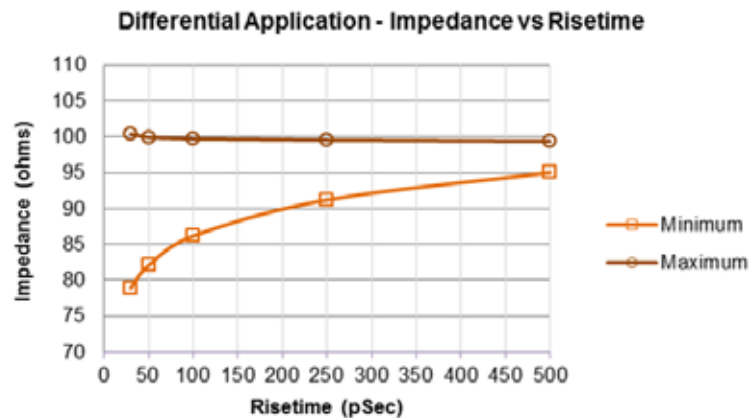
Single-Ended Impedance – Case 4, Long Row



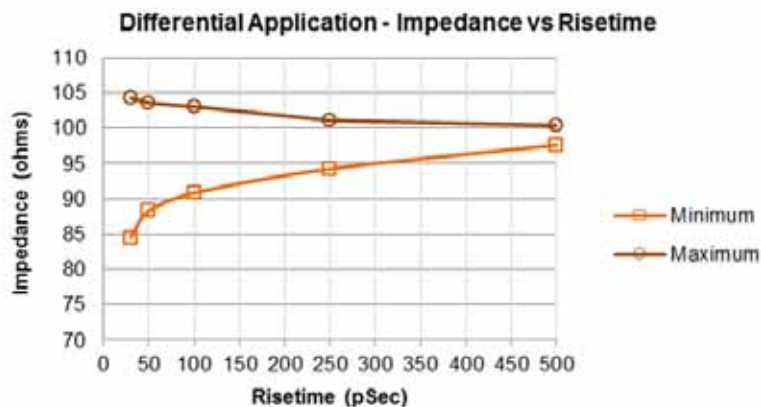
Series: QRM8-RA/QRF8-RA Q Rate® Slim Body Integral Ground Plane
Description: Right Angle-to-Right Angle, 0.8mm (.0315") Pitch

Table 4 – Differential Impedance (Ω) Case 3 = Short Row, Case 4 = Long Row						
Case	Signal Risetime	30 ps	50 ps	100 ps	250 ps	500 ps
3	Maximum Impedance	100.3	99.9	99.8	99.6	99.4
	Minimum Impedance	78.9	82.1	86.2	91.2	95.0
4	Maximum Impedance	104.2	103.6	103.1	101.2	100.5
	Minimum Impedance	84.5	88.2	90.8	94.2	97.6

Differential Impedance – Case 3, Short Row



Differential Impedance – Case 4, Long Row



Series: QRM8-RA/QRF8-RA Q Rate® Slim Body Integral Ground Plane

Description: Right Angle-to-Right Angle, 0.8mm (.0315") Pitch

Table 5 - Single-Ended Crosstalk (%) Case 3 = Short Row; Case 4 = Long Row							
Input(tr)			30ps	50 ps	100 ps	250 ps	500 ps
3	NEXT	GAQG	19.5	17.2	15.2	8.5	4.5
		GAGQG	2.6	2.0	1.5	0.8	0.4
	FEXT	GAQG	5.1	3.7	3.0	1.5	0.8
		GAGQG	2.7	2.0	1.4	0.9	0.5
4	NEXT	GAQG	19.1	18.4	17.3	12.8	7.6
		GAGQG	2.1	1.8	1.6	1.2	0.7
		Xrow	<0.1	<0.1	<0.1	<0.1	<0.1
	FEXT	GAQG	6.9	5.2	4.1	3.3	2.2
		GAGQG	1.9	1.3	0.8	0.5	0.3
		Xrow	<0.1	<0.1	<0.1	<0.1	<0.1

Table 6 - Differential Crosstalk (%) Case 3 = Short Row; Case 4 = Long Row							
Input(tr)			30ps	50 ps	100 ps	250 ps	500 ps
3	NEXT	GAAQQG	6.4	5.6	4.9	2.8	1.5
		GAAGQQG	0.7	0.4	0.3	0.2	0.1
	FEXT	GAAQQG	2.1	1.2	0.4	0.1	<0.1
		GAAGQQG	1.3	0.9	0.5	0.2	0.1
4	NEXT	GAAQQG	6.1	5.9	5.5	4.1	2.4
		GAAGQQG	0.5	0.4	0.3	0.2	0.1
		Xrow	<0.1	<0.1	<0.1	<0.1	<0.1
	FEXT	GAAQQG	1.4	0.8	0.3	0.2	0.1
		GAAGQQG	0.5	0.3	0.2	0.1	<0.1
		Xrow	<0.1	<0.1	<0.1	<0.1	<0.1

Table 7 - Propagation Delay (Mated Connector) Case 3 = Short Row; Case 4 = Long Row		
Case 3	Single-Ended	72ps
	Differential	69ps
Case 4	Single-Ended	120ps
	Differential	115ps